





The next meeting will be

**Saturday, June 6th at 9:00 a.m, at Red Oak Hollow Lathe Works  
4025 Walnut Creek Drive, Wamego, KS**

See map on page 10. Shop doors open at 8 a.m. For more information,  
contact Tom Boley at 785-456-7890 or [president@flinthillswoodturners.org](mailto:president@flinthillswoodturners.org)



## Segmented Woodturning - Some Assembly Required!

- Overview of segmented woodturning
- Designing a simple bowl with minimal math
- Stock selection and preparation
- Cutting accurate segments
- Segmented bowl glue-up techniques
- Turning the completed bowl "blank"

David Delker will show you how to design and build a segmented bowl using readily available dimensional lumber and basic woodworking tools. He'll demonstrate some inexpensive shop-made jigs you can make to simplify the construction of your segmented bowl. Of course, he'll also describe strategies to help you justify to your significant other the purchase of some new tools to support this new phase of your woodturning hobby!

### In this issue:

June Meeting/Program ..... 1  
Presidents Message ..... 2  
Meeting Minutes ..... 3

Show and Tell ..... 4  
May Demonstration recap . 6  
Events & Marketplace ..... 7

JC Campbell Folk School..... 8  
Woodturning Humor ..... 9  
About FHW ..... 10

# The Call of the Lathe

My fellow Flint Hills Woodturners, I couldn't be more pleased with the way things are going for our new venture. Thanks to all of you for being a part of our growing efforts to spread the word about our craft and to participate in Show and Tell as well as our interactions with each other at our meetings.

In an effort to further enhance our internal dynamic, I have decided to try something we did in Virginia at my last club. Our then president, Dave Robinson, came up with the idea of Ya Gotta Eat, thinking that since most people are going to eat lunch anyway, how about getting together with our fellow woodturners for lunch somewhere halfway between our club meetings. I sent out an e-mail announcing it but by the time you read this, we will have had our first woodturners lunch. I'll report at the meeting on how it went. I know that many of you won't be able to participate because of work obligations and I am sorry you can't but if we have enough participation, we'll make it permanent and maybe everyone will be able to come occasionally. For those of you who can come, bring something for Show and Tell.

Flint Hills Woodturners is now incorporated. We filed for corporation status in Kansas soon after the May meeting with the intention of applying to the IRS for non-profit educational charity status, commonly known as 501(c)3. That refers to the part of the Internal Revenue Service code which allows certain organizations to serve their members and the public without having to pay income tax on whatever income they may have. There are two main benefits from having that status. One is that when we interact with

government and some other organizations, being a non-profit may get entree to facilities at no or reduced fees. For example, using space in a school may be allowed for a non-profit at no cost but at a substantial fee for others. As a 501(c)3, we are also able to accept donations of property and money, providing the donor with a receipt for their taxes. That proved very useful in my last club as one company donated a large bandsaw and a member made a large donation with his company matching that donation. Once we were incorporated, we were able to apply to the IRS for non-profit status and are now awaiting acceptance and confirmation. That may take several months.

Thanks to all of you who have participated in supporting our efforts. I forgot to thank Vince Vinson last meeting for donating two bags of coffee for our meetings. He was the one who brought all that purpleheart for the silent auction. Thanks to whoever swept up Bob Holcombe's shavings after his excellent demo on spindle turning. And thanks to all of you for bringing a chair each time. We have about a dozen chairs but all of them were used last meeting. We need to keep at least a couple of spares available in case someone new comes who doesn't know they need to bring a chair.

As we continue into this spring weather, enjoy having the garage door open as you spend time at the lathe. Soon it will turn hot and we'll be dripping sweat on the lathe bed. Remember, use your face shields and be safe.

Tom Boley, President

---

## Flint Hills Woodturners... **Ya Gotta Eat!**

Join fellow FHW members for our next  
*"You Gotta Eat"* lunch at noon  
June 19th at Early Edition.

Please let me know if you will be able to come so I can get a table to accommodate all of us. Any of you who may be 11 years old and too young to drive are also welcome if you can find a driver.

*And bring something for Show and Tell.*

Tom Boley <tboley10@gmail.com>



# Meeting Minutes — May 2, 2015

The monthly meeting of the Flint Hills Woodturning Club began at 9:00 a.m. at Red Oak Hollow Lathe Works; 4025 Walnut Creek Drive, Wamego, Kansas. President Tom Boley called the meeting to order. 22 people attended the meeting, including four first-time visitors. Following the Show and Tell activity, the club officers gave these updates:

- The website is up and running: [www.flinthillswoodturners.com](http://www.flinthillswoodturners.com)
- The logo still is under development. We may do online voting to choose one.
- e-mail can be sent to all club officers at [board@flinthillswoodturners.com](mailto:board@flinthillswoodturners.com) or to individual officers:
  - [president@flinthillswoodturners.com](mailto:president@flinthillswoodturners.com)
  - [vicepresident@flinthillswoodturners.com](mailto:vicepresident@flinthillswoodturners.com)
  - [secretary@flinthillswoodturners.com](mailto:secretary@flinthillswoodturners.com)
  - [treasurer@flinthillswoodturners.com](mailto:treasurer@flinthillswoodturners.com)
  - [webmaster@flinthillswoodturners.com](mailto:webmaster@flinthillswoodturners.com)
  - [newsletter@flinthillswoodturners.com](mailto:newsletter@flinthillswoodturners.com)
  - [operations@flinthillswoodturners.com](mailto:operations@flinthillswoodturners.com)
  - [programs@flinthillswoodturners.com](mailto:programs@flinthillswoodturners.com)
- The 2017 AAW Symposium will be in Kansas City. Our club may be assisting (along with clubs from Topeka, Wichita, and KC) with the event.
- The program schedule for the upcoming months is included in the May 2015 newsletter.
- Now that our club has a name, we can pay our \$25 annual membership dues to the club treasurer, Tom Shields. (Most members present paid their dues after the meeting adjourned; others are reminded to bring their money to the next meeting).

Bob Holcombe demonstrated basic tools and procedures for spindle turning, and he showed how to make useful items while practicing those spindle turning fundamentals.

Randy Zelenka moved approval of the Bylaws and Standard Operating Procedures (SOP) documents discussed at the April meeting. Dick Pannbacker seconded. Motion carried.

The next meeting will be at 9:00 a.m., June 6, in Tom Boley's shop. David Delker will present the program on segmented woodturning.

David Delker, Secretary

## Officers Meeting Minutes - May 2, 2015

Club officers met after the May 2, 2015 club meeting at Red Oak Hollow Lathe Works; 4025 Walnut Creek Drive, Wamego, Kansas.

- Insurance - Tom Boley reported that his business insurance covers our meeting activities when we meet in the Red Oak Hollow Lathe Works shop. The insurance policy does NOT cover us if we have meetings or demonstrations elsewhere. Additional research will be done on this topic.
- Kids program - Matthew is really enthused about learning woodturning, which is part of his home-school curriculum. Other youth may be interested, particularly if meetings don't conflict with school extracurricular events.
- Alternative meeting place - no news on that topic.
- e-mail lists - Don Eisele gave a brief update about e-mail listservs. One option would be a monitored list. Postings would occur only if approved by a moderator (one of the officers?) Another approach would be to have a list just for announcements. This will be discussed more in the future.

The meeting was brief, due to several officers with other commitments immediately after the meeting.

David Delker, Secretary



# Show&Tell

Members are invited to bring a piece that they have turned to display and to tell other members how they made it, what was difficult or easy, what is special about it, how they finished it and anything else that will be of interest to other members.



Matthew Wainwright



Bob Rousser



Tom Shields



David Delker



# Show&Tell



Don Eisele



Ernest White



Randy Zelenka



Tom Boley

**Be sure to bring your Show and Tell for the June FHW meeting.**



# May Demonstration



Bob Holcombe presented May's demonstration, "Between Centers — Basic spindle turning and easy skill building projects". To help explain in better detail how to improve spindle turning skills watch these excellent YouTube videos.

## Wood Magazine

<https://www.youtube.com/watch?v=VPprpxMoxV4>

## John Lucas

<https://www.youtube.com/watch?v=h8YYYYA-6jQ>

<https://www.youtube.com/watch?v=DSybPNw4F1o>

<https://www.youtube.com/watch?v=bjYehUsMdB4>

## Alan Lacer

<https://www.youtube.com/watch?v=-0MrdSRq3cQ>

## Nick Cook

<http://www.nickcookwoodturner.com/articles-spindle-tips.pdf>

# FHW video system

Viewing of demonstrations are being greatly assisted by the use of video monitor and a hand-held video unit. A big thank you to Webmaster and Operations officer Don Eisele.





# Events and Marketplace

**AAW** | AMERICAN ASSOCIATION  
OF WOODTURNERS



AAW's 29th Annual International Symposium  
June 25-28, 2015  
David L. Lawrence Convention Center - Pittsburgh, PA

For more information visit:

[www.woodturner.org/?page=2015Pittsburgh](http://www.woodturner.org/?page=2015Pittsburgh)

## For Sale —\$75

Used set of 12 Craftsman high speed steel lathe tools.  
See Bob Holcombe for details.



**ONEWAY**  
MANUFACTURING

Superior Design, Legendary Quality

## CA-ONEWAY PRODUCT SALE

20% discount on most ONEWAY products, except  
lathes, plus shipping.

Go to ONEWAY website [www.oneway.ca](http://www.oneway.ca)  
to see products available.

Will provide quote upon request.

Happy and Safe Turning  
and Keep Those Turning Tools Sharp!

CA SAVOY [cadjsavoy@cox.net](mailto:cadjsavoy@cox.net)

## The Joys of Bulk Purchase




When we come together as a woodturning club, we increase our buying power through having numbers of people who may be interested in ordering. In the experience of most clubs, that has manifested itself in orders of everything from sandpaper and Anchorseal to CBN wheels for your sharpening system. I know that members have saved a lot of money over the years through coordinated purchasing.

The way it works is that the Bulk or Group Purchasing person lets the membership know what is to be ordered to see if anyone has any interest. If so, we gather orders to see how much of something we need to get to accommodate all the requests. He then contacts the vendor to see what kind of deal we can get if we buy X-number of pieces. The club pays for the order up front and then each person who ordered is obligated to pay for his or her order at the next meeting after it comes in.

This is not an easy job but one which is a hugely beneficial service to the membership. Is there someone out there in Flint Hills Woodturners land who would like to take this on? Having a dedicated Bulk Purchase person makes it a fairly simple operation but this job really needs to be done by one of the members as a dedicated task. That way, if someone has an idea of something which many of us may want, we all know to whom we can go to make suggestions. If you have interest in taking this on, please let Tom know at [president@flinthillswoodturners.org](mailto:president@flinthillswoodturners.org).





## John C. Campbell Folk School

By Tom Boley

My woodturning friends at Capital Area Woodturners (CAW) in Alexandria, VA, had said that one of the best places to really learn about woodturning was at the John C. Campbell Folk School in Brasstown, NC. I contacted them through their web site to request a catalog and was blown away by the huge array of woodturning classes which were available. I went down there in January several years ago and it was really terrific. Five days in a row of woodturning really helped hone my skills and I learned a lot. When I returned, my first comment to Judi was, "You have GOT to go to this place with me!" We later went two times together with me taking a woodturning class each time and Judi taking a knitting class and then a cooking class.

JCCFS is summer camp for adults. As a folk school, they teach a huge array of classes from poetry writing to blacksmithing. There are nearly 50 categories of classes and those categories have from several to over 50 classes. There is a large group of music classes as well as pottery, sewing, cooking, woodworking, wood carving, woodturning, and dozens of others as well. There is lodging on the facility and a dining hall with darn good food. Dining is family style and when done, one of those at the table will take up the food dishes to the food window, bringing back dessert. Someone else will

gather the dirty dishes and take them to the scullery window. Like I said, it is summer camp for adults.

I taught there for the first time last year and am booked for a week class followed by a weekend class this August and July 2016. If you would like to check them out, try [www.folkschool.org](http://www.folkschool.org) to see a list of courses or wait until our June meeting when I will have several catalogs available. Granted, the John C. Campbell Folk School is a two day drive from here or students can fly into Atlanta and they will pick you up at the Atlanta airport for the drive to the folk school. Long way, but worth it. I know a couple living up in Nebraska who love it so much they routinely drive there for classes. It is just a great place for a vacation.





# With Apologies to Jeff Foxworthy

*Russell Neyman, President of the Olympic Peninsula Woodturners, started a tongue-in-cheek discussion on SawmillCreek.org asking "You know you're a woodturner when..." Here are some of the replies.*

You know you're a woodturner when... you clean your shop with a rake!

When your boogers look like MDF, that's a good clue you spend plenty of time in front of the lathe.

And when there are more wood shavings than lint in the dryer filter, you're a confirmed woodturner.

When there is thunder, lightning, and the electricity goes out, and you say, "Great news— a tree just fell and knocked down a power line and I'm going out to look for it," everyone is convinced you're a woodturner.

When you have a woodpile outside your shop and you don't even have a fireplace, that's when you know for sure.

You know you're a woodturner when the rosewood handle of your awl is prettier than the gearshift knob on your neighbor's classic car.

You realize you're a woodturner when you're willing to invest enormous amounts of money and travel great distances to attend "demos" and "symposiums".

When you find yourself no longer able to draw a straight line and you realize that the term "board feet" has lost all meaning for you, you know you're a woodturner.

You have begun to wonder why you bought that "tape measure" thing.

You actively seek out pieces of wood that you previously would have tossed in the fireplace. Or when you begin sorting through firewood looking for some unusual figure, then you know.

The word "piercing" no longer makes you think of women's navels but of the oddly shaped holes in your "latest piece".

If a "void" has become something to be desired, you've become a woodturner.

Every horizontal surface in the house is covered with your "pieces" (some stacked 3 or 4 deep), and your license plate is LV2TURN....

After two days at the water park in chlorinated water your kids tell you "Dad you still smell like Elm..."

When an exciting time is seeing how far your gouge can shoot streamers of wood....

You realize that your friends are looking at you with a somewhat quizzical expression as you expound on the importance of "proportion".

You're watching a movie like Avatar, see a computer-generated tree that's half a mile high, and think "I wonder if I could get a chunk of that on my lathe..."



When you go buy a chest deep freezer just to store green wood in or a microwave just to dry bowls.

If you are prone to quoting the adage, "it's not thin enough" and the context has nothing to do with losing weight, you know you're a woodturner.

When you tear out the bottom seam in your shop shirt pockets so they don't fill up with shavings you're absolutely a woodturner.

If you keep a tree trimming service in your speed dial you know you're a woodturner. Come to think of it, if the tree service has your phone number in their speed dial, you're really a woodturner.

You know you're a woodturner when you drink your coffee with wood chips in it.

And you KNOW you're a segmented bowl woodturner when you purchase your glue a gallon at a time!

If your wife snaps at you, "What!?? Another round thing?! We have enough round things in this house! The next #@&% round thing you bring in here had better have a diamond on it."

You might be a woodturner if you spend four or five hundred dollars for a chainsaw with extra chains, oil, fuel, put them in a 30-thousand dollar truck, drive many miles to a storm-downed tree, cut off a few pieces of the log, drive back home, seal it, wait five or six months for it to dry, pull it down off the shelf and call it "free wood."

If the cap to your gas can is a decorative piece of art, you're definitely a woodturner.

And this one, which came up in my own shop this morning: There is ABSOLUTELY NO DOUBT that you're a woodturner if you've ever used a lathe to sharpen a pencil!

***Reprinted with permission from Olympic Peninsula Woodturners***

**Here's a link to the most recent version.**

<http://wp.me/p64zBG-A>

As you might imagine, it is constantly evolving. And if any of your members have another "You Know..." drop Russell a note.



**Flint Hills Woodturners** is a 501(c)(3) non-profit composed of individuals who are interested in learning and promoting the art of turning wood. Formed in March 2015 for hobbyists in the Flint Hill region of Northeast Kansas, the club welcomes all interested people to visit our meetings to get a sample of this inspiring hobby. You will find warm people from novice to expert willing to share with you. Flint Hills Woodturners is a chapter of the American Association of Woodturners.



**President  
Tom Boley**

president@flinthillswoodturners.org

**Vice President  
Randy Zelenka**

vicepresident@flinthillswoodturners.org

**Secretary  
David Delker**

secretary@flinthillswoodturners.org

**Treasurer  
Tom Shields**

treasurer@flinthillswoodturners.org

**Webmaster and Operations  
Don Eisele**

webmaster@flinthillswoodturners.org

**Program Coordinator and Newsletter  
Bob Holcombe**

newsletter@flinthillswoodturners.org

<http://flinthillswoodturners.org>



The American Association of Woodturners (AAW) is a nonprofit 501(c)(3) organization, dedicated to advancing the art and craft of woodturning worldwide by providing opportunities for education, information, and organization to those interested in turning wood. Established in 1986, AAW currently has more than 15,000 members and a network of more than 350 local chapters globally representing professionals, amateurs, gallery owners, collectors and wood/tool suppliers.

The mission of the American Association of Woodturners is to provide education, information and organization to those interested in turning wood.

## Flint Hills Woodturners Program Schedule

Date	Member	Location
April 4	Tom Boley - basic bowl turning	Red Oak Hollow Lathe Works, Wamego
May 2	Bob Holcombe: basic spindle turning and easy skill building projects	Red Oak Hollow Lathe Works, Wamego
June 6	David Delker - an overview of segmented turning	Red Oak Hollow Lathe Works, Wamego
July 18 <small>(Date change due to July 4th holiday)</small>	Tom Boley and Tom Shields: lathe tool sharpening	Red Oak Hollow Lathe Works, Wamego
Aug 1	Randy Zelenka: hollowing	Red Oak Hollow Lathe Works, Wamego
September 5	TBA	
October 3	TBA	
November 7	TBA	
December 5	TBA	

**The next meeting will be Saturday, June 6th at 9:00 a.m at Red Oak Hollow Lathe Works, 4025 Walnut Creek Drive, Wamego, KS**

