

<http://flinthillswoodturners.org>

January 2017



Back to the Basics: Turning Between Centers

This month's program will focus on turning "between centers," also known as spindle turning. Tom Boley will demonstrate spindle turning and discuss the differences between bowl gouges and spindle gouges, their applications, and how to make some useful items. Tom has experience turning spindles ranging in size from pens to porch columns, so be prepared to learn as he shares his wealth of experience and expertise!

In this issue:

January/Meeting/Program 1
Presidents Message 2

Meeting Minutes 3
From the Program Director 4
Show & Tell 5

December Program 7
Events and Marketplace 10

The Call of the Lathe – January 2017

My fellow Flint Hills Woodturners, here we are, starting another calendar year for woodturning. I hope everyone had a great Christmas and that this new year will be especially happy, healthy, and joyous. I know I am sure looking forward to seeing all of you as often as possible in 2017, at our monthly meetings, Skill Enhancement sessions, Ya Gotta Eat lunches, and at public events where we can showcase the craft and maybe catch the interest of a few people who will join us in woodturning. Remember to carry a few FHW brochures and cards with you so you can give them to people you meet who may be interested.

I will be doing our first demo for the year but want to “turn” it into more than just a regular demo. The demo will be on spindle turning. That is the kind of turning which produces candle sticks, table legs, tops, and the like. But the kicker is that we will focus on spindle work for the two Skill Enhancement sessions in January, too. The primary tools for spindle work are the spindle roughing gouge, the spindle gouge, the skew, and the parting tool. Scrapers can also figure into that type of turning and if duplicating, a pair of calipers will be invaluable. We’ll be talking about shaping and sharpening those tools, too.

So, what are our goals for 2017? Suggestions for FHW goals are most welcome but let me prime the pump with a few ideas. First, let’s work on Beads of Courage boxes. These are boxes which are about six inches wide and four to five inches high with a lid. Children with cancer and other diseases are given these boxes in which to keep their Beads of Courage while undergoing treatment. As a club, let’s see if we can make one box for every member which we will take to the Kansas City Symposium in June to donate to the AAW for distribution.

A second goal is to participate in at least three public events where we can show off woodturning and what can be done with it. Part of our goal there is to entice the public to give woodturning a try and perhaps join FHW to further enhance their knowledge of the craft and skills. Besides, we are a 501(c)3 non-profit educational charity so public education is very high on our list of annual tasks.

A third goal is enhanced education within our own club. David Delker, our Program Director, will be working hard to identify and schedule top quality demonstrations for our regular meetings so if you have an idea for a program, please let David know. In conjunction with that, we will continue to hold one or two Skill Enhancement sessions each month to help our members better their woodturning knowledge and abilities. Part of that will be some focused evenings in which everyone works on the same thing, be it sharpening, spindle turning, bowls, or something else.

Finally, I want to have a social event in which we can come together for a potluck dinner and bring some of our work to show our family members. They all see what WE make but not what the other members make so it is really fun to strut our stuff for the rest of the FHW family.

I think 2017 will be our best year ever. Of course, we only go back to 2014 but this new year will give us all an opportunity to learn more about woodturning, practice our skills, be creative, and perhaps even acquire a new tool or two. Isn’t this fun!

—Tom Boley, President

Meeting Minutes — November 5, 2016

The monthly meeting of the Flint Hills Woodturners began at 9:00 a.m., December 3, 2016 at Red Oak Hollow Lathe Works, 4025 Walnut Creek Driver, Wamego, Kansas. President Tom Boley called the meeting to order.

The meeting began with Show and Tell. Members Lowell Regehr, David Delker, Ross Hirst, Ray Case, Rusty Smith, Randy Zelenka, and Tom Shields shared their recent work.

Several visitors were introduced: Dave Wickman, Greg Ferkol, Dale Nester, and Nate Meile.

Officers' Reports were presented:

Vice President: none

Secretary: none

Treasurer: Tom Shields reported our latest deposits were \$179 (raffle, silent auction, coffee) and \$40 from Skill Enhancement sessions. The latest withdrawal was \$87 (raffle products). The current balance in the treasury is \$2,116. Annual dues of \$35 per year are due in January. When raffle items are purchased from Woodcraft in Kansas City, we receive a cost plus 25% markup. Also, FHW members receive a 10% discount for items (not machines) purchase at Woodcraft in Kansas City.

Program Director: David Delker reported we have some excellent programs coming up in the next months. In January, Tom Boley will present Back to the Basics: Spindle Turning and Kevin Dix will present a Tips and Tricks demonstration on clamping segment sections. In February, Dennis Biggs will present a demonstration

on turning natural edge bowls, and Randy Zelenka will give a Tips and Tricks demonstration on chasing threads.

Operations: Randy Zelenka reported we are invited by the Discovery Center to demonstrate wood turning at their Meet the Makers on March 23. Members will be asked to volunteer. Also, Randy is looking into the FHW demonstrating next year at the Smoky Hill River Festival in Salina on June 8-11. Randy also reminded members he has a list of lathes and their owners, and if anyone wants to look a particular lathe before buy it, they can contact owners form this list.

Newsletter: Members were encouraged to submit articles for publication, and also if anyone has something to sell, contact Bob Holcombe, Newsletter Editor.

President: The club's two year anniversary is coming up in April, 2017, and the membership agreed we want to celebrate it again as we did last year. Tom will look into availability of the First Methodist Church facility. Tom announced Don Eisele, FHW's Webmaster, and he have been working on cameras for use during presentation. Don has installed two cameras and will continue to work with the system to improve it.

The raffle was a big success once again, with Ross Hirst, Don Eisele, Rusty Smith, Lisa Zeller, Butch Wichman, Randy Zelenka, and Dennis Briggs winning great prizes.

—Ned Gatewood, Secretary

From the Program Director:

January Program:

Tom Boley will demonstrate some very important woodturning fundamentals in January, as he presents "Back to the Basics: Turning Between Centers." His presentation will include tool selection, with an emphasis on proper shaping and sharpening, and how to make the three basic shapes we can make on a lathe: coves, beads, and flats. In addition, he will discuss how to duplicate items on the lathe - not a trivial task, if you've ever tried to turn four identical chair or table legs! Don't forget that this month's Skill Enhancement sessions will give you a chance to practice spindle turning techniques with a mentor by your side! See page 13 for the Skill Enhancement session schedule.

Our Tips and Tricks presenter this month will be Kevin Dix, who will share his technique for clamping segmented sections. What, you don't know anything about segmented turning? We will have a full program on segmented turning coming in the months ahead!

Future Programs:

We are looking forward to some great presentations in 2017! Dennis Biggs will demonstrate how to turn a natural-edged bowl at the February meeting, and Randy Zelenka will give a Tips and Tricks presentation on chasing threads.

In addition to some presentations by our own very capable members, we are making arrangements to bring in an outside presenter later this spring, so stay tuned for more details. We also are working on improving our video capabilities, so everyone will be able to have a better view of what's happening on the lathe.

As always, feel free to let me know if you have program suggestions or if you have something you would like to demonstrate in the future - whether it be a full-length demonstration or a simple Tips and Tricks presentation. I would be happy to visit with you and help you develop your idea into an excellent program!

— David Delker, Program Director

Show & Tell

Members are invited to bring a piece that they have turned to show and to tell other members how they made it, what was difficult or easy, what is special about it, how they finished it or anything else that will be of interest to other members.



Randy Zelenka (2)



Rusty Smith (2)



Tom Shields



Ray Case

Show&Tell



David Delker



Ross Hirst



Lowell Regehr



Ray Case presented Emily Dabeck a blank he made and challenged her to turn a celtic knot rolling pin.

December Program:






The first of two demonstrations presented today was by David Delker making wood pendant jewelry. David first resaw $\frac{3}{4}$ " stock in half, cut out $2\frac{3}{4}$ " discs from the halves, and then mounted a disc with double sided tape to a $2\frac{1}{2}$ " diameter blank which was mounted in a chuck. He advised not using hardware store double stick tape, but rather use "the good stuff" from a supplier such as Woodcraft. He then turned the blank producing a domed surface with eased edges. David then remounted the disc off-center on the lathe, again with double stick tape, and drilled a hole with a $\frac{5}{8}$ " Forstner bit in the tailstock to produce an off-set hole in the pendant. David sanded the pendant and then it was ready to be finished in a multitude of ways.





The second demonstration was by Tom Shields making a hollow turned tree ornament. Tom emphasized the importance of accurate measurements, as needed to result in a symmetrical outcome. Tom started with a 2"x2"x4" piece of wood, drilled 13/8" holes with a Forstner bit thru the 2" sides thus creating a hollow interior, sanded the inside, turned the piece on a the lathe to produce a round outside form, and then drilled a hole thru the top and bottom for a finial and base. Tom then turned from a piece of holly a small Christmas tree for placement in the center of the turning, describing along the way his clever technique for creating a realistic tree shape. He then turned a finial and described his method of making a wire hanger. (Unfortunately, our photographer let his camera battery die before documenting this step.)



Tips and Tricks were presented this month by Ray Case, showing turning tools he fabricated from locally obtained steel stock. Ray also showed several stainless steel tool rests he had a friend welded together, making for excellent tool rests at a very economical cost.

—Ned Gatewood





PRODUCT SALE

25% discount

on most ONEWAY products,
except lathes, plus shipping.

Go to ONEWAY website

www.oneway.ca

to see products available.

Will provide quote upon request.

Happy and Safe Turning
and Keep Those Turning Tools Sharp!

Contact CA SAVOY cadjsavoy@cox.net



Basic Bowl Class

It used to be called University for Man but over the years, has evolved to just UFM Manhattan and their array of classes is terrific. Among the class selections are iCan with iPad, Sushi Rolling, Genealogy Essentials, Beekeeping, Archery for Adults, and Woodturning for Beginners. It is that last one which is now taught by Tom Boley at his shop, Red Oak Hollow Lathe Works. The class project is a small bowl and is suitable for never-before turners or for those who would like to add bowl turning to their repertoire of woodturning skills. Contact UFM at tryufm.org or e-mail them at info@tryufm.org. Their phone number is 785-539-8763. This is a great way to jump right into the craft of woodturning in a formal way with an excellent instructor in a comfortable woodshop setting. Come, learn to turn.



Community
Learning Center
tryufm.org



Flint Hills Woodturners **Ya Gotta Eat!**

Thursday, January 19th

Join fellow FHW members for our next "Ya Gotta Eat" lunch at
noon at **Little Apple Brewing Company**

1110 Westloop Place, West Loop Shopping Center

Please let me know if you will be able to come so I can get a table to accommodate all of us.


And bring something for Show and Tell.

Tom Boley <tboley10@gmail.com>

Dave Suhling is selling the following equipment.
For more information call Dave at 538-6360



Craftsman 12" woodlathe **\$150 obo**



Dumore "Carvit" wood carver **\$200**



Woodmaster
planer/sander
\$600 obo



Chicago Electric
TIG welder/plasma cutter
\$500



**31st Annual International Symposium
Kansas City, Missouri
June 22-25, 2017
Kansas City Convention Center**



**Tennessee Association of Woodturners
2017 Woodturning Symposium
January 27-28, 2017
www.tnwoodturners.org**



**SWAT Woodturning Symposium
August 25-27, 2017
Waco Convention Center, Waco, Texas
For more information visit: www.swaturners.org**

Flint Hills Woodturners is a 501(c)(3) non-profit composed of individuals who are interested in learning and promoting the art of turning wood. Formed in March 2015 for hobbyists in the Flint Hill region of Northeast Kansas, the club welcomes all interested people to visit our meetings to get a sample of this inspiring hobby. You will find warm people from novice to expert willing to share with you. Flint Hills Woodturners is a chapter of the American Association of Woodturners.



President

Tom Boley

president@flinthillswoodturners.org

Vice President

Ray Case

vicepresident@flinthillswoodturners.org

Secretary

Ned Gatewood

secretary@flinthillswoodturners.org

Treasurer

Tom Shields

treasurer@flinthillswoodturners.org

Program Director

David Delker

program@flinthillswoodturners.org

Operations

Randy Zelenka

operations@flinthillswoodturners.org

Webmaster

Don Eisele

webmaster@flinthillswoodturners.org

Newsletter

Bob Holcombe

newsletter@flinthillswoodturners.org

<http://flinthillswoodturners.org>



The American Association of Woodturners (AAW) is a nonprofit 501(c)(3) organization, dedicated to advancing the art and craft of woodturning worldwide by providing opportunities for education, information, and organization to those interested in turning wood. Established in 1986, AAW currently has more than 15,000 members and a network of more than 350 local chapters globally representing professionals, amateurs, gallery owners, collectors and wood/tool suppliers.

The mission of the American Association of Woodturners is to provide education, information and organization to those interested in turning wood.

Flint Hills Woodturners Program and Events

 December 3	Monthly Meeting Holiday Ornaments, Part 2	Red Oak Hollow Lathe Works, Wamego
December 19	Skill Enhancement 7:00 – 9:30 PM	Red Oak Hollow Lathe Works, Wamego
December 22	Ya Gotta Eat! Noon	Little Apple Brewing Company
 January 7	Monthly Meeting Back to the Basics: Spindle Turning	Red Oak Hollow Lathe Works, Wamego
January 10	Skill Enhancement 7:00 – 9:30 PM	Red Oak Hollow Lathe Works, Wamego
January 19	Ya Gotta Eat! Noon	Little Apple Brewing Company
January 26	Skill Enhancement 7:00 – 9:30 PM	Red Oak Hollow Lathe Works, Wamego
 February 4	Monthly Meeting Turn a natural-edge bowl	Red Oak Hollow Lathe Works, Wamego

Unless announced, meetings are held at
Red Oak Hollow Lathe Works,
4025 Walnut Creek Drive, Wamego, KS.

Meetings start at 9:00 a.m. but come any time after 8.

