

**September 2020**



**September 5th at 9am  
Virtual Zoom Meeting with  
Live Interactive  
Demonstration**

You will be able to sign as early as 8:30am to have social time. We will start with show and tell at 9am, followed by announcements. We will then transition into having a live demonstration featuring guest woodturner Larry Randolph. The topic for the demonstration will be making a pepper grinder/ mill.

Here is the link to use to join the meeting on Saturday. I will also send this link in an email closer to Saturday's time frame.

Join Zoom Meeting

<https://us02web.zoom.us/j/86024849704>

**Flinthillswoodturners.org**



# GOOD NEWS

Flint Hills Woodturners  
YouTube Channel



Flint Hills Woodturners  
14 subscribers

## David's Workshop Tour



[www.flinthillswoodturners.org](http://www.flinthillswoodturners.org)

0:01 / 21:10



Here is the link to watch the video. It is 21 minutes long and contains a tour of his shop, some short tool demonstrations, and some shop organization tips. He hopes our club members will find it worthwhile.

<https://www.youtube.com/watch?v=5YW4Y9uWvbc>





## Calling all Flint Hills Woodturners

Now is the time to start the process for the MAC showing

September 25th through Oct 24th.

Please read the following and start sending your applications and photos.

### Manhattan Arts Center – Flint Hills Woodturners Art Show and Demonstration

The Manhattan Art Center has offered to host an exhibit in the main gallery this year for the FHW for the period 25 Sep to 24 Oct. We have accepted their offer and invite contributions from our members at all levels. We have created an application form for each piece you would like to submit, with instructions below for how to submit your work for consideration.

Most of us make bowls and lots of them. A display of all bowls just doesn't show off what woodturning can be, so we encourage all of you to get creative with your bowls and also to branch out into more artistic pieces. We will have space for 40 to 50 pieces, mostly on pedestals and shelves scattered around the gallery floor, along with some wall spaces.

This is an exciting opportunity for Flint Hills Woodturners to strut our stuff in front of our home crowd. We constantly speak of being a 501(c)3 non-profit educational organization. This is the perfect opportunity to educate a whole different segment of the area population through our show at the MAC. I encourage you to get those creative juices flowing. Think outside the bowl. Think wall art. And do your best work.

Unlike a craft show, where all work is displayed, we have been asked to create a juried show, where work at all skill levels will be evaluated and the best representations of our art will be displayed. We want this to be an inclusive show. Like other juried shows at the MAC, work may be offered for sale, and we ask you to indicate on your application form whether you want that work offered for sale and at what price. The MAC will collect the taxes for each piece sold as well as a 35% commission on the sale price, so mark your work accordingly.

In order to promote the show, the MAC would like to have a photo of each piece, along with a brief description of your work and a short bio about you, the artist. We have created an application form to collect this information, and you may either use the fillable PDF or the Word version of the form. **We need this information by September 14<sup>th</sup>, and we will need your piece(s) soon thereafter (see 10, below).**

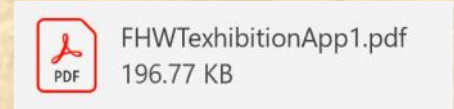
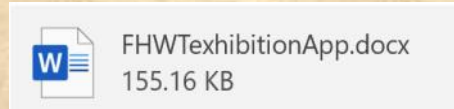
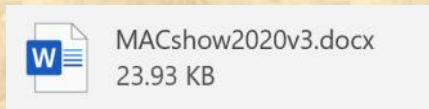
There is no limit on the number of pieces per club member, but we do want you to submit your best work – please don't be shy!



MANHATTAN  
ARTS CENTER



The following pages are illustrations of the instruction process and examples of the pages for reference only. Files will be sent along with the newsletter email that can be used for the submission process. The names of the files you will see attached when the newsletter comes out will look as follows:



**Application Instructions – One application per piece.**

1. Download the fillable PDF file and save it as “LastnameMAC2020(#) .pdf” on your computer. Use the (#) to indicate your piece number if you plan to submit more than one piece. You may also print the form and fill it in longhand if you prefer.
2. Textbox selections outlined in red must be filled in, and we prefer to use your email, but a telephone number is fine as well. When we display your piece, we will include your name and hometown on an information card but no other personal contact information. The MAC would also like each artist to provide a brief biography (see 7).
3. The MAC has several options for display, which depend on the size and display preferences indicated. Very large pieces may need to be a floor display. Small, delicate pieces will be best displayed on a shelf. There is a lot of space for wall hangings. We are looking for a variety of objects, styles, finishes, and sizes to best showcase the skills of our members.
4. The MAC allows for sales of work. You should indicate whether your piece is for sale or not for sale. You should also indicate the “asking price”. Keep in mind that the gallery will collect and pay sales tax on the piece and will keep a commission on each sale. You will receive 60% of the actual selling price for your work.
5. Provide a descriptive title for your piece.
6. Provide a brief (75 word maximum) description of your piece including size, wood type, finish, special treatments, or a unique story about your piece. We will include this in a label for the work, along with your name and hometown location (not your address). If you do commissioned work, you should indicate that and your preferred contact information.



7. Provide a brief (75 word maximum) biography that the MAC will display along with the description. Your biography should tell about yourself, what kind of work you do, how long you have been woodturning, and why you do woodturning.
8. For insurance purposes for the MAC, you should provide a value of the piece. If your piece is for sale, that should be the requested sales price.
9. The fillable PDF form will allow you to drop in a photo of your work (optional). On your computer, move your cursor over the open square and click, and you will be prompted to add an image file via the browser option. Please use JPEG or TIFF files for images; these do not need to be professional, high resolution images (from your phone is fine). The program should size it to fit the square area on the form (the image may not be square). This will help the judges and the MAC staff keep track of your piece. The MAC may also use your photograph to promote the show.
10. Save your form and **submit it via email to [pkdorhout@cox.net](mailto:pkdorhout@cox.net) by September 14** for full consideration by the MAC for promoting the show. If you prefer, hard copy forms may be dropped off with your piece(s). Pieces will be collected at the home of Ray Case or Ned Gatewood **no later than September 19**. Please arrange with Ray ([rcase164@gmail.com](mailto:rcase164@gmail.com)) or Ned ([ngatewd@ksu.edu](mailto:ngatewd@ksu.edu)) to drop off your piece(s). Be sure to write your name on a piece of tape and put that on the bottom of your piece(s) so we may keep track of it.



## Flint Hills Woodturners Exhibition Application

Identification Number:  
(For Jury use only)

Paste or attach photo below (optional)

Name:

Address:

Email:

Phone Number:

Select type of display:  Wall hanging  Shelf (S)  Table (L)  Floor (XL)

Select one:

For Sale (Requested Price)

Not For Sale

Piece Title:

Brief description (75 word maximum) of the piece, size, special techniques, finish:

Brief biography (75 word maximum) telling about yourself, what kind of work you do, how long you have been woodturning, and why you do woodturning.

Value (for insurance purposes):



# September 2020

## Presidential update



Every year in November (annual meeting) we have elections to fill the board member positions that have been vacated. You will see the current members and the slate of new proposals for the 2021 club year.

	<u>Current</u>	<u>Proposed</u>
President	Ray Case	Peter Dorhout
Vice Pres.	Robert K.	David Delker
Secretary	Barb D.	Barb D.
Treasurer	Ross Hirst	Ross Hirst
Operations	Steve B.	<b>Open</b>
Programs	Dennis B.	Steve B.
MAL	Bob H.	Tom Boley

As you can see you will be voting on several new officers and we still have one open unfilled position. With that in mind I want to ask for any volunteers for the position of Operations. This position is responsible for coordinating any outside involvement that our club will have with the public. For example the Discovery Center or the Pumpkin Patch. Due to Covid 19 we have not been involved in very much in 2020. I have a sense that 2021 will be very similar but we can hope things change and we are able to be involved more in the community. I am challenging you all to consider this position and to let either Peter Dorhout or myself know if you are interested.

A big thanks to all the board members who have served so well during 2020. This year has been a very strange one to say the least. We are finally getting to the point where we can begin to offer online virtual club meeting that will feature a lot of the same types of things we would if we meet in person.

I am pleased to announce that on September 5th we will have a full length club meeting through Zoom. We will have a social time followed by our show and tell. Then we will have our club meeting and announcements. After that we will enjoy an outside turner, Larry Randolph, who will give us a live interactive demonstration. The topic is a peppermill / grinder and I think we will all be pleased with the demonstration.

Please seriously consider taking part in the MAC woodturners show later this month. This is a wonderful opportunity to show case our art and to promote woodturning here in the Flint Hills Area.

Ray Case President.



# Home Gallery Show and Tell



**Victor Schwarz**

This 11.5 in. plate has a body of white oak. The inlay ring is segmented, made up of several kinds of wood: rainbow poplar, padauk, oak, sapele, purple heart, walnut and hackberry. The ring was made separately and fitted in the recess turned in the rim of the bowl. The top is finished in epoxy so it can be used as a bread plate. The bottom will eventually have epoxy as well.





# For Sale

A Craftsman bench top radial drill press 34" in excellent condition. 5 speed. \$200 or make an offer.

Email David Davis at: [controldave@yahoo.com](mailto:controldave@yahoo.com)





# Peter's Safety Corner



## To Glove and be Gloved...

When I played ice hockey in my “younger days”, we had an expression for encouraging an altercation between opposing players: “drop the gloves!” The rule in hockey fights is that you must drop your stick and your gloves – dropping the gloves is a protective measure for the person receiving the blows, since the gloves have hard plastic and leather parts to protect your hand. An honorable fight involved bare knuckles.

One question I’m often asked about safety is whether woodturners should drop the gloves, too, not to start an altercation but rather to protect your hands from a glove getting caught on a spinning lathe. Others have argued that wearing a glove on your lead hand (closest to the cutting end of the tool) protects it from flying chips and shavings, which are often hot and sharp. So, who wins the day?

Whether you elect to glove or not, you should remember one significant rule in working around any rotating object in the shop – avoid wearing any loose clothing or objects on yourself. Tie back long hair (beards, too!) and avoid wearing long sleeved shirts. Your choice of glove should be made with similar consideration. Nothing loose is good.

Wear a glove that is the right size – everyone’s hands are different sizes and your left and right hands may also be differently-sized. Generally, a “large” size glove that you might wear working outside while raking or gardening may not fit your left hand very snugly, but it suits the outdoor project. A glove for turning should fit snugly across your palm and should not have any extra space at the end of your fingers. There are some gloves that are designed to have the finger ends cut off so that there is no material covering your last knuckle – you will find these gloves are often used for hunting. Try on many different styles and sizes until you find one that fits just right.

As in hockey, arguments may often get heated about which is safer in the shop: gloves or no gloves. In the end, most hockey players still shake hands and acknowledge the skills of the competitor and live to skate another day. So too, with woodturning – we acknowledge the different perspectives and experiences of other turners and we agree to keep turning for another day. The choice to be gloved is yours; please glove carefully.

With glove,

Peter



**Do you recognize this Henry Taylor tool**  
**Don Baker seems to have acquired it.**  
**If you feel it is yours please contact Don**  
**directly at (785)313-3770**





**Flint Hills Woodturners** is a 501(c)(3) non-profit composed of individuals who are interested in learning and promoting the art of turning wood. Formed in March 2015 for hobbyists in the Flint Hills region of Northeast Kansas, the club welcomes all interested people to visit our meetings to get a sample of this inspiring hobby. You will find warm people from novice to expert willing to share with you. Flint Hills Woodturners is a chapter of the American Association of Woodturners (AAW).



**President**

Ray Case

president@flinthillswoodturners.org

**Vice President**

Robert Kloppenborg

**Secretary**

Barbara Drolet

**Treasurer**

Ross Hirst

**Program Director**

Dennis Biggs

**Operations**

Steve Bietau

**Member at large**

Bob Holcombe

**Past President**

Tom Boley



Unless otherwise announced, meetings are held at 8859 Green Valley Drive, Suite #4, Manhattan, KS

Meetings start at 9:00am but come any time after 8:00am.



The American Association of Woodturners (AAW) is a nonprofit 501 (c)(3) organization, dedicated to advancing the art and craft of woodturning worldwide by providing opportunities for education, information, and organization to those interested in turning wood. Established in 1986, AAW currently has more than 15,000 members and a network of more than 350 local chapters globally representing professionals, amateurs, gallery owners, collectors and wood / tool suppliers.