

**August 2020**



## **Heart Shaped Bowl Project**

### **Update:**

We now have around 70 bowls that have been made by various members and have been or will be distributed throughout several counties.

There is still time for you to bless those who have blessed us.



### **“Come One Come All. Join In The Fun”**

The board is highly encouraging all members to participate in a project to turn a combined total of a 100 or more heart shaped bowls that can be given to covid front line workers on behalf of the Flint Hills Woodturners Club. Once your bowls are completed we are suggesting 2 ways to distribute them. First would be for you to think of and give one of your bowls to someone you feel has been a front line worker that you would like to bless. Second the club can collect your bowls and find appropriate places to bless workers. We are asking that you present them on behalf of the Flint Hills Woodturners club as an appreciation for all they have done and their sacrifice during this time. For our club records we would love to know how many you have made so we can see how our goal of 100 is progressing. So please email me at [president@flinthillswoodturners.org](mailto:president@flinthillswoodturners.org) and let me know how many you have made. Also if you want the club to distribute them please email me and I will arrange a time to pick them up.

**[flinthillswoodturners.org](http://flinthillswoodturners.org)**

# GOOD NEWS

## Special Announcement

**2020 – 2021**

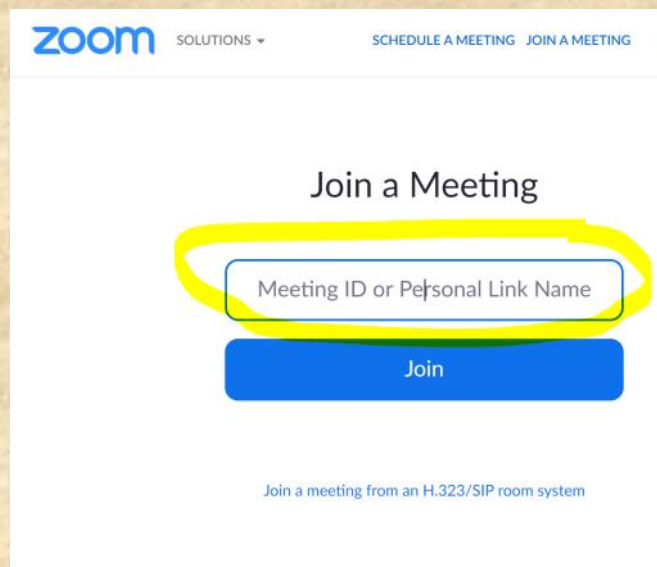
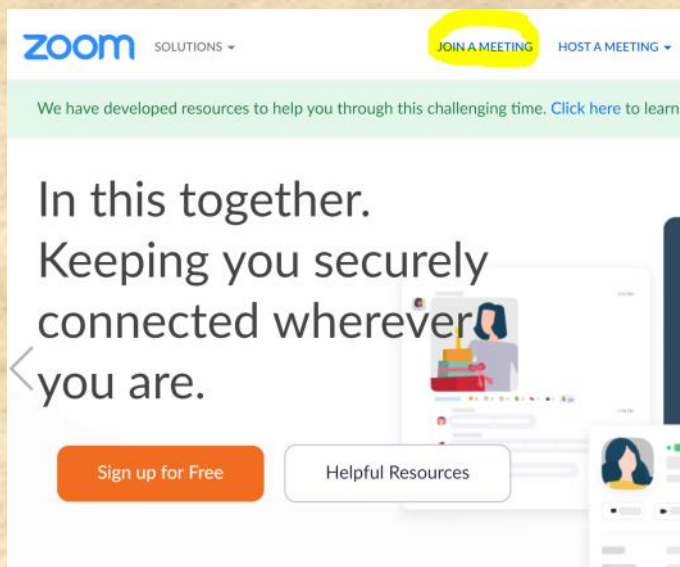
The board has voted and agreed that your 2020 Flint Hills Woodturners memberships will be extended through 2021. The board is constantly assessing the national, state and local Covid pandemic situation and are dedicated to operating the club with the safety of our members as our highest consideration. With the current increase throughout the nation and Kansas it could be several months before we are able to have in person meetings. We are working on alternative ways to hold our meetings that will still allow for the club to offer ways to connect and experience demonstrations. Thanks you for your patience and understanding as we move forward in our endeavor to lead the Flint Hills Woodturners club. We will continue to keep you informed as we have new updates to share.



# Flint Hills Woodturners will have their first Zoom meeting on August 1st at 9am.

This meeting will be primarily for some online socialization and for members to share your show and tell. By now a good number of our members have probably used Zoom to attend a meeting. On Saturday August 1st starting at 8:30am you will be able to sign in to the Zoom meeting. You will click on “Join A Meeting” (see pic below). Then you will be asked to type in an

ID. (see pic below) You will use 903 874 9729 as the meeting ID and the password will be Sawdust. At some point you might have to do something with your video and audio but it is usually straight forward. We can socialize until 9am and then we will get it started. If you are having difficulty please call me at 785-313-3986 and I can try to help you through it.



# August 2020

## Presidential update



Wow, what a year so far. As the board continues to meet and discuss our club meetings, it has become apparent that we will probably not be meeting (in person) for quite some time. It is important to have the safety of our members as a high priority but we don't want to lose what makes having the club so great. With this in mind the board has shifted to trying to pursue online virtual ways to hold our meetings. While we don't know all the details yet we wanted you to know that we desire to continue to hold meetings that will feature most of the aspects just as if we were together in person. We know that other clubs are meeting virtually and we are exploring what is needed to make this happen for our club. There are many avenues through which this might be done. We would still be able to have show and tell and even live demonstrations but through the media of your phone, tablet or computer.

We will have our first Zoom session this Saturday August 1st at 9am for Show and Tell. Log in as early as 8:30 am (See page 3 ).

We continue to move forward with our pursuit of a show at the MAC. A Jury panel has been chosen and on Thursday July 30th we had our first meeting to discuss the criteria for choosing pieces that you will submit for consideration. I want to say that this is not a competition and some pieces may not be selected. We want to represent our craft well

to the community as well as share a wide variety of turned items. In the not to distant future we will have an application form for you to be able to download and then submit as the first step in submitting your work. **It is important for the club to have enough pieces to make the gallery showing worth while so we are asking if you would simply respond back to me (Ray Case at [rcase164@gmail.com](mailto:rcase164@gmail.com) or even call me at 785-313-3986) with a number of how many items you think you will be submitting for consideration and what type of turning are they. (bowl, box, birdhouse etc.) Please do that sooner than later.** This serves two purposes. 1. It lets us know approximal two many pieces for are working with and 2. it let us know the range of items to see if we need to fill in a gap here or there to represent well.

We are hoping to use this showing to educate the public and with this we need to have a variety for pieces from beginners through skilled turners so please do not think that because you are a beginner or your turnings are not perfect or the quality of an expert that your pieces cant be submitted. If the MAC allows this then we will judge your pieces based on which skill level you rate yourself when submitting the piece. Stay tuned for more later.

Ray Case - FHW President

**START GATHERING YOUR  
PIECES TO SUBMIT**



The Manhattan Art Center surprised me a few days ago when they sent an e-mail offering an exhibit to us in the main gallery this year. Before, their next available period was in 2021 and that is what I had told you. One of their exhibitors had to withdraw so the period 26 Sep to 24 Oct is now available for us. We have accepted their offer so it is time to ramp up our artistic expression and make some really nice pieces worthy of an art gallery.

Most of us make bowls and lots of them. I think a display of mostly bowls just doesn't show off what woodturning can be so I encourage all of us to get creative with your bowls but to also branch out into more artistic pieces. We will have space for 40 to 50 pieces, mostly on pedestals scattered around the gallery floor. There is likely to be a two dimensional show at the same time displayed on the walls of the gallery but we are invited to provide wall art, too, if we would like.

This is an exciting opportunity for Flint Hills Woodturners to strut our stuff in front of our home crowd. We constantly speak of being a 501(c)3 non-profit educational organization. This is the perfect opportunity to educate a whole different segment of the area population through our show at the MAC. I encourage you to get those creative juices flowing. Think outside the bowl. Think wall art. And do your best work.

Again as was stated in the presidential update, we want to represent our craft well to the community as well as share a wide variety of turned items. In the not to distant future we will have an application form for you to be able to download and then submit as the first step in submitting your work. **It is important for the club to have enough pieces to make the gallery showing worth while so we are asking if you would simply respond back to me (Ray Case at [rcase164@gmail.com](mailto:rcase164@gmail.com) or even call me at 785-313-3986) with a number of how many items you think you will be submitting for consideration and what type of turning are they. (bowl, box, birdhouse etc.) Please do that sooner than later.** This serves two purposes. 1. It lets us know approximal two many pieces for are working with and 2. it let us know the range of items to see if we need to fill in a gap here or there to represent well.

We are hoping to use this showing to educate the public and with this we need to have a variety for pieces from beginners through skilled turners so please do not think that because you are a beginner or your turnings are not perfect or the quality of an expert that your pieces cant be submitted. If the MAC allows this then we will judge your pieces based on which skill level you rate yourself when submitting the piece. Stay tuned for more later.

# Flint Hills Woodturners YouTube Channel



Flint Hills Woodturners

6 subscribers

We now have two additional videos on the club channel. One is a video of a members work shop and the other is a lathe tour. If you subscribe you will be notified when any new videos have been posted.

The lathe tour is of a Stratos CO 230 German manufactured lathe. Here is the link:

<https://www.youtube.com/watch?v=5qBltxX5j64>



The workshop tour is a members shop. Here is the Link:

[https://www.youtube.com/watch?v=lc2H\\_dzhA](https://www.youtube.com/watch?v=lc2H_dzhA)



# Home Gallery Show and Tell



**Victor Schwarz**

The style of this vase is patterned after Longquan Celadon Gu vase of Japan from 12 to 14 hundreds. The principal wood is padauk with rings of dark and light green poplar. The wider rings are walnut with poplar dots. Of interest is the lion mask applied with ink jet transfer.



Patterned after Japanese Satsuma pottery this vase uses two elements – stave and regular segmented. The neck is stave construction of hackberry and purple heart. The body of is swirls of segments consisting of walnut, sapele, cedar and hackberry. Foot and rim are of black limba.

This vase has a body of flaming box elder with padauk rim and base Red roses are ink jet transfer. Finishes with poly.



# Home Gallery Show and Tell

## Vaughn Graber



The open seg is not mine. My 17 year old Grand Daughter turned this for her 4H craft project for the Jefferson Co. fair. The vase is 6in tall and 5in at the widest point. Maple, Walnut, and Cherry with wipe on Poly finish.

Round platter is 10 3/4 in dia. Maple with milk paint in the Opeima 2 tool depressions. Finish is 2 coats of Gel wipe on poly.

Square platter is 8 in sq. Cherry with 2 coats of Gel wipe on poly. I started with 3/4 in stock and probably should have used 1 1/2in.





# Home Gallery Show and Tell



Peter Dorhout

The hollow form is from a cut branch "scab" of Hackberry that was rotted and back-filled with epoxy resin. The bowl is from a three-branch crotch of western red cedar.



# Peter's Safety Corner



The summer season brings warm temperatures, high humidity, and for those without air conditioning in the shops, some uncomfortable working environments. If you have an “unconditioned” shop, please be sure you stay hydrated and rest more frequently to avoid overexertion while making your exquisite art.

Warm conditions often lead to a desire to wear looser-fitting clothing, shorts, and cooler footwear. This brings up an important consideration for all woodturners: WHAT NOT TO WEAR.

No, this is not a reprise of The Learning Channel show about wardrobe makeovers, but it is a reminder to consider what you should avoid while working safely in your shop in hot weather. I want to focus on two items of concern: loose-fitting clothing and footwear.

Short-sleeved shirts are welcomed in the shop, particularly in the summer. From the lathe, flying chips and other debris from your work present a limited hazard if your arms are bare. In fact, without a sleeve cuff to potentially get caught in a turning wood block or spindle, it's very safe. Loose fitting shirts, however, could pose a risk. A blowing shirt tail or billowing blouse could find its way around a spinning spindle and pull you into a rotating object, so take care and “tuck it in” or tie it back.

Footwear is another important consideration in the shop, especially when it's hot. So, you've seen your neighbor out with their lawn mower in flip-flops, no doubt. That's not very safe. Give your shop footwear the same considerations. Ideally, the industry standard from the Occupational Safety and Health Administration (OSHA) can be found here: <https://www.osha.gov/laws-regs/regulations/standardnumber/1910/1910.136>. No one expects you to read through all the OSHA regulations, but the key message is to wear something that is sturdy and closed over your feet to protect them from falling, rolling, or penetrating sharp objects.

Whether they are sharp bowl gouges or heavy chunks of wood, by falling on your feet, they can do serious damage to you if you are sporting sandals or flip-flops in the shop. If you have steel or protective-toe boots, those would work best, and thick sole will protect you, too, if you step on sharp, penetrating objects like nails or screws.

Proper footwear will also provide appropriate ergonomic support during long hours of standing at the lathe and help reduce back and shoulder pain. A welcome addition to any shop is an anti-fatigue mat placed where you spend a lot of time standing – it improves your time at the lathe.

Proper clothing and footwear aren't just comfort considerations but are important for shop safety, and, they will contribute to a more pleasurable time that will leave you less fatigued.

Stay safe! Peter

# For Sale

One stage, one hp Penn State dust collector for sale. Ten feet of 4" hose Aftermarket filter (the cloth bag is long gone). \$125. Works fine - I am just moving up to an Oneida unit. Contact Tom Shields at [5tommyshields@gmail.com](mailto:5tommyshields@gmail.com)



**Flint Hills Woodturners** is a 501(c)(3) non-profit composed of individuals who are interested in learning and promoting the art of turning wood. Formed in March 2015 for hobbyists in the Flint Hills region of Northeast Kansas, the club welcomes all interested people to visit our meetings to get a sample of this inspiring hobby. You will find warm people from novice to expert willing to share with you. Flint Hills Woodturners is a chapter of the American Association of Woodturners (AAW).



**President**

Ray Case

president@flinthillswoodturners.org

**Vice President**

Robert Kloppenborg

**Secretary**

Barbara Drolet

**Treasurer**

Ross Hirst

**Program Director**

Dennis Biggs

**Operations**

Steve Bietau

**Member at large**

Bob Holcombe

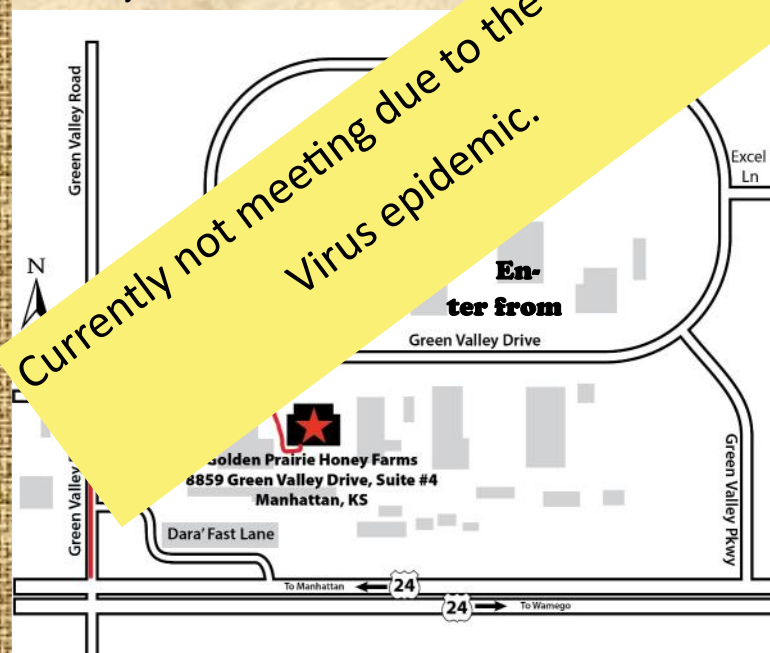
**Past President**

Tom Boley



Unless otherwise announced, meetings are held at  
8859 Green Valley Drive, Suite #4, Manhat- tan  
KS

Meetings start at 9:00am but come  
any time after 8:00am.



The American Association of Woodturners (AAW) is a nonprofit 501 (c)(3) organization, dedicated to advancing the art and craft of woodturning worldwide by providing opportunities for education, information, and organization to those interested in turning wood. Established in 1986, AAW currently has more than 15,000 members and a network of more than 350 local chapters globally representing professionals, amateurs, gallery owners, collectors and wood / tool suppliers.