

August 2018

Getting a Handle on the situation

Demonstrator: Joe Davis



Our August club meeting will feature, Joe Davis demonstrating how to make hammer handles. Joe is an aspiring blacksmith and has found his skills on the lathe useful in creating handles for his tools.

It's Hammer Time



In this issue:

- August Program.....1
- The Call of the Lathe.....2
- July Meeting Minutes.....3
- Community Involvement.....4

- Programs.....4
- Show and Tell.....5 & 6
- June's Program recap.....7
- Sharing Corner.....8
- Safety Spotlight..... 9

- Club Announcement.....10 & 11
- Trees of NE Kansas.....12
- Club Information.....13

<http://flinthillswoodturners.org>

August 2018

The Call of the Lathe



The reason I missed the July meeting is that Judi and I, along with two cats and Geronimo the Turtle, were off to Virginia to visit friends. Besides that, I had been invited to provide woodturning demonstrations back there for four clubs along with a woodturning workshop for each. What fun that was. I love woodturning, as you know, but especially love sharing it with others. And what a great reunion it was, too, as I know so many members of each of those clubs. To me, that is the essence of our craft. Oh sure, we all enjoy standing at the lathe making the shavings fly and turning out something over which our friends and family ooh and ahh. There is also considerable joy in making something which someone wants to buy. But for me, the essence of woodturning is the joy of sharing it with others, both in teaching classes and in standing around at our meetings talking to our fellow turners about wood, tools, lathes, techniques, designs, chain saws, safety, production, and all the little things which make up the craft. I also think that woodturners must have a part of themselves which is perfectly happy working alone as that is probably when we do our best work. But there is real pleasure in getting together to share what we have done and talk about it.

While I missed Tom Shields' sharpening

demo, I have no doubt everyone present learned something about keeping a good edge on those tools. That is almost the baseline from which we start as without sharp tools, it becomes very difficult to ply our craft. If you are having trouble getting your tools sharpened correctly, please bring them to Skill Enhancement and we'll help you get 'em right.

I have a proposal for our raffle, something I learned from visiting one of those Virginia clubs in July. How does this sound? We still buy tickets as normal, dollar each, six for \$5, and maybe 15 for \$10. Each item will have a cup in front of it and you put tickets in the cups in front of items you'd like to win. So if you are only interested in two or three of the items, just put tickets in those cups. We will draw one ticket from each cup and the winner gets that item. But then all the tickets go into a bowl for the grand prize and everyone has a chance at that. I thought it sounded like a pretty good way of doing it so wanted to try it here. Let's see how it works for us.

Tom Boley - President

The monthly meeting of the Flint Hills Woodturners began at 9:00 a.m., July 7, 2018 at the Golden Prairie Honey Farms, located at the Green Valley Industrial Park, 8859 Green Valley Drive, Manhattan, Kansas.

Treasurer Tom Shields called the meeting to order.

The meeting began with Show and Tell. Vaughn Graber, Joe Davis, Randy Zelenka, Dennis Biggs, Bob Holcombe, Robert Kloppenborg, Victor Schwarz, Peter Dorhout, David Delker, Terry Schmidt, Daniel Joseph, Tod Salfrank, Tom Shields, Colton Haug and Brad Hopper shared their recent woodturning work with the club.

Officers' Reports:

Treasurer's Report: Tom Shields announced the Nebraska Woodturners Symposium will host Glen Lucas, a nationally known wood tuner, on November 3rd in Lincoln, and urged members to attend. If enough members attend, our November 3 meeting will be postponed. First time visitors today were Brad Hopper, Mike Tyberger, and Tom Sharp. Club costs this month are \$275 for web design services, \$100 for the club's potluck, \$300 for six months of use of the Golden Prairie Honey Farms facility, and \$248 for purchase of a bench grinder. We have \$3,167 in the treasury.

Vice President's Report: no report

Secretary's Report: no report

Program Director: Dennis Biggs reported upcoming demonstrations will be Joe Davis demonstrating making hammer handles in August, September

there will be Tips and Tricks demonstrations by various members, the October demonstration is open, and Tom Boley will do a demonstration in November (the topic to be determined).

Operations Director: Steve Bietau reported interest in our booth was good at the recent Discovery Center event, and we will have a booth at the Pumpkin Patch Arts and Crafts Fair on October 5 and 6.

Newsletter Editor: no report.

Demonstration: This month's demonstration was given by Flint Hills Woodturners member Tom Shields showing the methods and tools used in sharpening a broad range of wood turning tools. Tom reminded us, "Without sharp tools, things don't go so well." He discussed a range of sharpening techniques from simply honing a tool's edge to aggressively grinding the tool on a bench grinder. He identified several tools used for sharpening, including grinding wheels, disks, and belts.

Raffle: Karl Dean, Terry Schmidt, Gary Hobbie, Tod Salfrank, David Delker, Vaughn Graber, Randy Zelenka, Ross Hirst, and Barbara Drolet won valuable prizes.

The next Flint Hills Woodturning meeting will be on Saturday August 4, 2018 at 9:00 a.m. at the Golden Prairie Honey Farms, located at the Green Valley Industrial Park, 8859 Green Valley Drive, Manhattan.

Ned Gatewood - Secretary



Community Involvement

The 45th Annual Pumpkin Patch Arts & Crafts Fair will be held at Cico Park in Manhattan, KS. This event is free to the public with free parking available. There will be local vendors selling handmade and refurbished arts and crafts as well as exhibitors demonstrating various skills and trades. There will be attractions and activities for children as well!

Our club will participate again this year and we will once again need to have volunteers to sign up for different time slots. A sign up sheet will be circulated around at the next couple of club meetings.

Fair Hours:

Friday, October 5,
2018 9:00am - 7:00pm
Saturday, October 6,
2018 9:00am - 4:00pm

Location: Cico Park
City: Manhattan, KS



Programs

Upcoming programs are as scheduled:

August, Joe Davis hammer handles

October, Tom Boley.

We have talked about having a Tips and Tricks in September, but no one has come forward with their proposals. Victor has offered to give an hour long demonstration on stave segmented work, interested? Melissa has suggested demos on storage, spheres, mushrooms, rolling pins, goblets, vases, jewelry, coring, signing work, or wood identification. Does this give you any ideas? Please contact me at dbiggsgolf@yahoo.com or at our next meeting.

We have tentatively scheduled Alan Lacer to do a demo and maybe a clinic in May.

Dennis Biggs - Program Director

July: Show and Tell



Terry Schmidt



Joe Davis



Robert Kloppenborg



Ross Hirst



Randy Zelenka



Peter Dorhout



Vaughn Graber



Bob Holcombe


July: Show and Tell



Victor Schwarz



Tod Salfrank



Colton Haug



Brad Hopper




Tom Shields



Dennis Biggs



Daniel Joseph



David Delker

July's Program

Sharpening

By: Tom Shields—Treasurer


“Without sharp tools, things don't go so well”.



This month's demonstration was given by Flint Hills Woodturners member Tom Shields on methods and tools used in sharpening a broad range of wood turning tools. Tom reminded us, “Without sharp tools, things don't go so well.” He discussed a range of sharpening techniques from simply honing a tool's edge to aggressively grinding the tool on a bench grinder. He identified several tools used for sharpening, including grinding wheels, disks, and belts. All can work well if you learn to use the device you have. Low speed, 1700 rpm, works best for grinding wheels as it won't burn the steel of the tool and it will not remove too much steel as the tool is ground. Grinding wheels come in a variety of materials: aluminum oxide composite; ceramic; a combination of aluminum oxide and ceramic; and CBN. Cubic boron nitride is second in hardness only to diamonds, and it is electroplated to a solid steel wheel to create a grinding wheel that out performs the traditional aluminum oxide wheels. CBN wheels are expensive, but they last a very long time, take-off less steel, and more coolly grind the steel. They should only be used on high speed steel. Tom talked about the cutting angle for turning tools: scrapers, 70 degs.; be-dans, 40 degs; spindle roughing gouge, 45 degs.; bowl gouge, 60 degs; skews, 40-50 degs. (included angle); and spindle detail gouge, 30-35 degs. Tom emphasized that it's more important to re-sharpen your tool repeatedly at the same angle rather than to sharpen them at an exact angle. Thirty nine degrees instead of forty degrees is just fine, but do it each time you sharpen. Tom said instead of trying to

grind tools by hand, as it is difficult to get consistent results, most turners use Oneway's Wolverine Sharpening System and the Vari-Grind jig systems.

Ned Gatewood - Secretary



Sharing Corner

By members for members



THANK YOU
THANK YOU
THANK YOU

A Special Thank You to “Golden Prairie Honey Farms” for their support of Flint Hills Woodturners. They continue to graciously allowed us to use their facility to conduct our monthly meetings. Support them when you can.



Golden Prairie Honey Farms Beekeeping Supplies

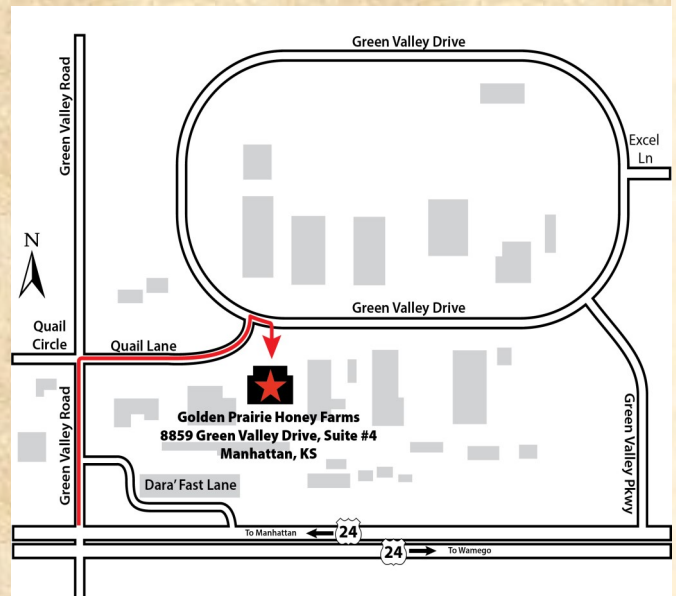
Golden Prairie Honey: Supporting Bees, Veterans & Service Members

Golden Prairie Honey Farms is a beekeeping supply and honey production business that serves as a training program for veterans and transitioning service members. We offer beekeeping equipment that is made, packaged and shipped by soldiers and veterans, while they also learn skills in woodworking, business, and agriculture.

As part of the Service member Agricultural Vocation Education (SAVE) Farm program, a 501c3 nonprofit charitable, educational corporation, our mission is to train transitioning service members and veterans so that they can find careers in agriculture. That includes beekeeping from basic to commercial, including business training in retail sales. We have our own apiaries where we teach hands-on beekeeping and [harvest raw, local honey](#). All proceeds from the sales of beekeeping supplies and honey at Golden Prairie Honey Farms will go back into our agricultural training programs, providing a pathway to farming careers.

By purchasing your beekeeping equipment at Golden Prairie Honey Farms, you help deserving service members and veterans find purpose and a new life.

To learn more about the SAVE program, visit thesavefarm.org.



Safety Spotlight

Hearing Protection



Noise induced hearing loss is a permanent hearing impairment resulting from prolonged exposure to high levels of noise. It is important to practice hearing conservation by using hearing protection to prevent noise induced hearing loss. Hearing protection includes ear plugs and earmuffs that are designed to reduce the intensity or loudness of sound.

"Rule of Thumb" for determining the need for hearing protection A good "rule of thumb" for determining if your work area or activity requires hearing protection is as follows. If you have difficulty hearing or understanding a "normal" tone of voice at a distance of about three feet, noise levels are probably exceeding safe levels and you should be using hearing protection. How much noise is too much? 85 Decibels (dB) - the "Action Level" where hearing protection is recommended (or even required in the work place). 90 dB - the OSHA, 8 hour average exposure limit. 100 dB - exposures longer than 15 minutes are not recommended. 110 dB - regular exposure of more than 1 minute risks permanent hearing loss. Hearing protection devices decrease the intensity of sound that reaches the eardrum. They come in two forms: earplugs and earmuffs.

Earplugs are small inserts that fit into the outer ear canal. To be effective they must totally block the ear canal with an airtight seal. They are available in a variety of shapes and sizes to fit individual ear canals and can be custom made. For people who have trouble keeping them in their ear, they can be fitted to a headband.

Earmuffs fit over the entire outer ear to form an air seal so the entire circumference of the ear canal is blocked, and they are held in place by an adjustable band. Earmuffs will not seal around eyeglasses or long hair, and the adjustable headband tension must be sufficient to hold earmuffs firmly around the ear. Properly fitted earplugs or muffs reduce noise 15 to 30 dB.

Examples of decibel levels of shop equipment:

Normal Conversation 60 Decibels
Portable Dust Collector 70 - 100 Decibels
Air Compressors 85 Decibels
Operating A Hand Held Power Tool 94 Decibels
Belt Sander 95 Decibels
Jigsaw 95 Decibels
Bench Rip Saw 96 Decibels
Operating A Grinder 97 Decibels
Operating A Circular Saw 99 Decibels

Operating A Bench Grinder 99 Decibels

Operating A Band saw 104 Decibels

Operating A Chain saw 120 Decibels

Operating A Chain saw 120 Decibels

Please note: this table should be used as a guide only. Each tool or activity can produce a range of different noise levels in different circumstances. When considering exposure, all noise exposures throughout the day or shift need to be considered to determine the overall exposure.

Noise level calculations

How do you add noise levels? Sound pressure levels are expressed in decibels, which is a logarithmic scale. Therefore we cannot simply arithmetically add noise levels. For example, 35 dB plus 35 dB does not equal 70 dB. To add two or more noise levels, if the difference between the highest and next highest noise level is:

0-1 dB then add 3 dB to the higher level to give the total noise level

2-3 dB then add 2 dB to the higher level to give the total noise level

4-9 dB then add 1 dB to the higher level to give the total noise level

10 dB and over, then the noise level is unchanged (i.e. the higher level is the total level)

So, 35 dB plus 35 dB equals 38 dB.



Club Announcement

2018 Nebraska Woodturner Symposium Featuring Glen Lucas



Two Nebraska woodturning clubs, the Omaha Woodturners Club and the Great Plains Woodturners out of Lincoln have banded together to put on our 2018 Woodturning Symposium featuring Glen Lucas. We are excited about this opportunity and wish to share it with you and your club members. The particulars are as follows:

- When: Saturday, November 3rd from 9 to 4. Includes lunch and refreshments.
- Where: UNL Innovation Campus in Lincoln. (directions and local accommodations in attachments)
- Cost: \$60

Topics: Glen will demonstrate his Dublin Viking Thin Wall Bowl, his Utility Bowl and his Traditional Irish Platter. In addition he will present his Sharpening Made Easy program.

We hope to see some of you at our symposium and encourage you to send in your registration forms and checks as soon as possible so we can accurately plan the logistics.

Driving Instructions to the Innovation Campus:

I 80 East or West bound Exit 403 South on to N 27th Street

Go approx. 3.5 miles then take a Left onto Cornhusker Hwy

Go approx. 1/10 of a mile and take a Right onto State Fair Park Dr which becomes Salt Creek Rd

Go approx. .6 miles then take a Right onto N 21st Street

At the T take a Left onto Transformation Dr

The gravel lot on your right is for parking

The entrance to the building is about 100 yards ahead on the Left

**Nebraska Woodturner Symposium
2018
Signup Sheet**

Presenter : Glen Lucas

When & Where:

November 3, 2018, from 9-4, Includes lunch and refreshments

**UNL Nebraska Innovation Campus, 2021 Transformation Drive, Suite
2220, Lincoln**

(Please print legibly)

Name: _____

Email: _____

Cost \$60

Please send this form and your check to the address below.

Make Checks Payable to:

Nebraska Turner Symposium

Contact:

Brian Newell

20304 W Hwy 31

Springfield, NE 68059

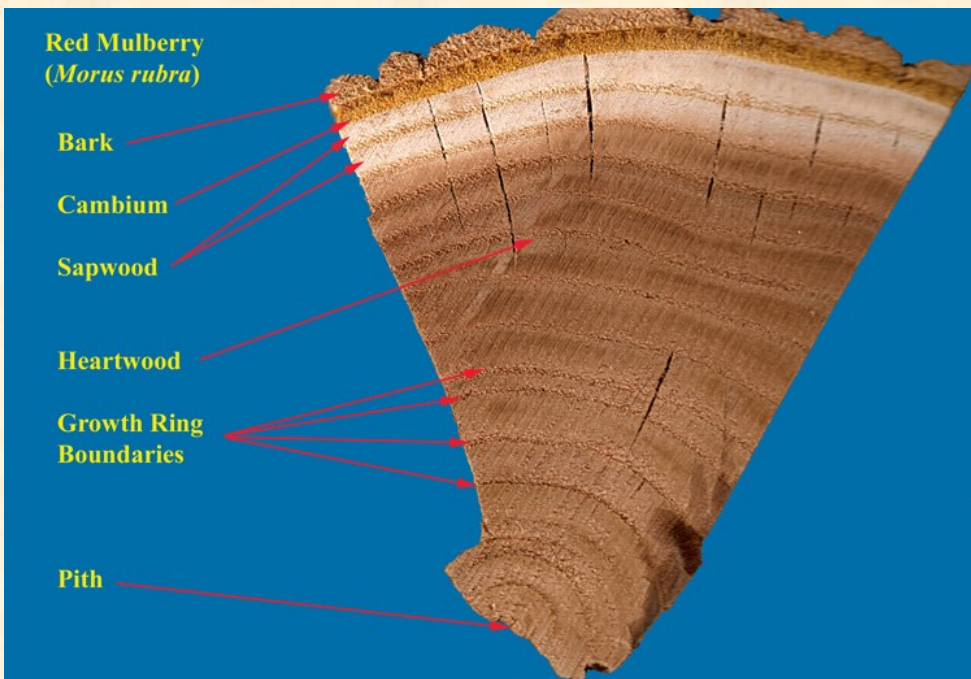
(402) 290-9783

Trees of Northeast Kansas

Red Mulberry

Janka Hardness: 1,680

The Mulberry species is known for its edible fruit and it is the food source for silk producing silk worms. The wood has a straight and uniform texture, and so it responds well to woodturning tools. It also has a good natural luster. Mulberry is light in appears. While it bears a close resemblance to Osage Orange and Black Locust, it is lighter in appearance than either. Mulberry's heartwood is golden brown, and it darkens with age to a medium/reddish brown. Sapwood is a pale yellowish white.



Flint Hills Woodturners is a 501(c)(3) non-profit composed of individuals who are interested in learning and promoting the art of turning wood. Formed in March 2015 for hobbyists in the Flint Hills region of Northeast Kansas, the club welcomes all interested people to visit our meetings to get a sample of this inspiring hobby. You will find warm people from novice to expert willing to share with you. Flint Hills Woodturners is a chapter of the American Association of Woodturners (AAW).



President

Tom Boley

president@flinthillswoodturners.org

**Vice president /
Newsletter Editor**

Ray Case

vicepresident@flinthillswoodturners.org

Secretary

Ned Gatewood

secretary@flinthillswoodturners.org

Treasurer

Tom Shields

treasurer@flinthillswoodturners.org

Program Director

Dennis Biggs

program@flinthillswoodturners.org

Operations

Steve Bietau

operations@flinthillswoodturners.org

<http://flinthillswoodturners.org>



The American Association of Woodturners (AAW) is a nonprofit 501 (c)(3) organization, dedicated to advancing the art and craft of woodturning worldwide by providing opportunities for education, information, and organization to those interested in turning wood. Established in 1986, AAW currently has more than 15,000 members and a network of more than 350 local chapters globally representing professionals, amateurs, gallery owners, collectors and wood / tool suppliers.

Flint Hills Woodturners Program and Events

Aug 4th	Monthly Meeting Joe Davis Hammer handles	Golden Prairie Honey Farms 8859 Green Valley Drive, Suite #4, Manhattan
Aug 8th	Skill Enhancement 7:00-9:30 PM	Red Oak Hollow Lathe Works, Wamego
Aug 15th	You Gotta Eat! Noon	
Aug 20th	Skill Enhancement 7:00-9:30 PM	Red Oak Hollow Lathe Works, Wamego
Sep 1st	Monthly Meeting Open	Golden Prairie Honey Farms 8859 Green Valley Drive, Suite #4, Manhattan

Unless otherwise announced, meetings are held at 8859 Green Valley Drive, Suite #4, Manhattan KS
Meetings start at 9:00 am but come any time after 8:00 am.

Enter at the rear of the building

