

June 2021



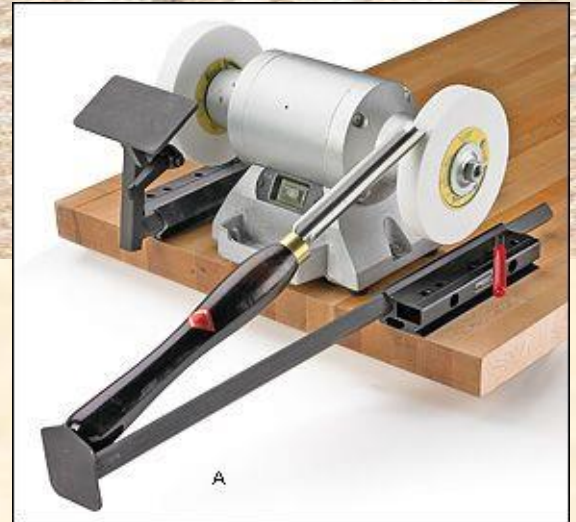
Back to Basics

Sharpening

Tom Boley

Featured Demonstrator

Saturday June 5th 2021



Our June meeting on the 5th will once again feature Tom Boley, this time covering tool sharpening for woodturners. There are so many different tools that it can be rather intimidating for those new to the craft. With bowl gouges, spindle gouges, spindle roughing gouges, skewers, parting tools, scrapers, and all, each with its own shape for the duty it performs, it is important to recognize the differences and sharpen accordingly. Tom will talk about grinders, grinding wheels, and sharpening jigs as well as how to set up the Wolverine Jig, the most common sharpening jig for woodturning tools. He will demonstrate the difference in tools, talk briefly about their uses, and then how to sharpen each with help from his large set of high speed maple Tom's Tools which he makes for instructors and demonstrators.



President's Corner



David Delker

June 2021 President's Corner

Homeless, but not hopeless!

I shared with you at our May meeting that the Golden Prairie Honey Farms building is being sold, and our club will need a new home for future in-person meetings. Our Board members have been exploring alternate meeting location ideas, but as of this writing we have not found a suitable place. A group of our members (Tom Boley, Don Baker, Nyle Larson, Ross Hirst, Mike Ballard, and Steve Hougham) moved our equipment out of the Honey Farms facility and into storage, and the search continues for a new home.

Future Meeting Plans

The recent survey most of you completed helped our Board members understand your feelings regarding how to resume normal club meetings and related activities. Many of you are in favor of resuming in-person meetings soon, and many also expressed a desire to continue virtual meetings during these uncertain

times. I anticipate a “hybrid” model, in which we offer in-person meetings when possible, and simultaneously connect those meetings to folks who prefer to watch via Zoom.

Here is a *tentative* schedule for future demonstrations:

June: Sharpening Lathe Tools by Tom Boley, offered via Zoom.

July: Interactive Remote Demonstration by Phil Rose (topic TBA)

August: Christmas Ornament by Tom Shields

September: Back to Basics: Bowl Turning by Joe Davis

October: Interactive Remote Demonstration by Rudy Lopez (topic TBA)

November: Back to Basics: Fundamentals of Segmented Turning by Vaughn Graber

December: Photography for Woodturners by David Delker

Continued on page 3.

President's Corner



David Delker

Continued from page 2.

Some of those demonstrations do not involve our big lathe and related supplies; those meetings we should be able to hold in a general-purpose meeting room. Regardless, we plan to link simultaneously those in-person meetings via Zoom to our members who prefer that mode due to health and safety reasons and to those folks who now live far away.

Please remember that our program schedule may change at the last minute due to new pandemic developments and the uncertainty about our meeting location. Please read future email messages to stay informed about the latest developments!

Symposium Update

Registration is open for the **2021 AAW Virtual Symposium**, which is scheduled for July 17-18, 2021 with a full array of demonstrations, special interest groups, an instant gallery, a virtual trade show, and much more. Cost will be \$45 for AAW members and \$60 for non-members. Registered attendees will have access to recorded replays of featured demonstrations and panel discus-

sions so you will be able to watch and re-watch them at convenient times. With 12 feature demonstrations, that's only \$3.75 per demonstration!

Here is the link to register and learn more about the symposium:

<https://woodturner.org/Woodturner/2021-Virtual-Symposium/2021-Virtual-Symposium-Home.aspx>

Show and Tell Reminder

Don't forget to send me photos of your latest woodturning achievements to include in the PowerPoint slideshow for our meeting and in a future newsletter. Please limit yourself to three items, with one or two pictures of each item. Send them to me by noon Friday at:

fhwpresident@gmail.com

Conclusion

I look forward to seeing you at our next meeting, and (as always) I invite your feedback, questions, and suggestions. I may be reached at

fhwpresident@gmail.com.

David Delker

May 1st 2021 club meeting minutes

A total of 26 people participated in the monthly zoom meeting including members from the South Kansas Woodturners Club of Wichita.

Reports:

- President – David Delker: The board has been discussing when and how we return to in-person meetings. Case data from the CDC and Public Health Department recommendations for gathering, mask wearing, and distancing are being considered. Likely we will use a hybrid model with in-person meetings for those comfortable with gathering and continue our zoom component for those who wish to participate virtually. This week David will send out a survey to get input on what type of conditions members prefer for gathering. This will help the Board decide how we are going to go forward.

Due to the impending sale of the building where the Club was meeting prior to COVID, when the Club is able to resume in-person meetings, it will need to be in a new location. Those able are asked to assemble at the building at 2:00 pm to help move out all our equipment and supplies. We will need to identify a secure storage location until we find a new meeting location. If members know of a place that would work for our monthly meetings, please contact David Delker. The location should comfortably accommodate 50 people, turning and A/V equipment, and have adequate internet.

AAW is hosting a virtual symposium in July 17-18 with a full slate of activities to include demonstrations, gallery, and products. Virtual symposium of AAW last year was very good. If you go to their site, you can sign up for reminders and updates.

- Treasurer – Ross Hirst: The Club's treasury is in good standing.

- Secretary – Reminder, due to the first Saturdays of July and September falling on Independence Day and Labor Day weekends, we will move our Club meeting, for those two months only, to the second Saturdays (July 10th and Sept. 11th).

- Past President/Communications – If you have problems with links in the emails, let Ray know. A link for the Craft Supplies USA turning video series can be found in the newsletter.

- Member at large-AAW Liaison – Tom Boley: Please come to the Bee Shop at 2:00 pm to help move our equipment. Tom will be giving the same spindle duplication, rosette, and grommet demonstration he gave our Club in March for the turning club in Leesburg, VA. If you are interested in watching, let him know.

- VP, Programs, Operations: no reports

Demonstration: Steve Hougham provided information on resin casting demonstration. Safety first: you need to protect your skin, eyes, and lungs from resin and its fumes when casting and turning. Always wear gloves, safety glasses, and use a respirator or air-circulating face shield with an N-95 mask. There are three types of resins: epoxy, polyester and urethane. Steve prefers Alumilite which is a two-part epoxy resin with a 12 min working time. He uses a pressure pot to ensure bubble-free castings. The 12 min working time means the piece must be in the pressure pot by 12 min. There is a very helpful Youtube video by Matt's Woodworks that compares 13 different resins and their casting properties for those interested.

May 1st 2021 club meeting minutes

Alumilite resin mixing is weight based. Use a digital scale that has a minimum sensitivity of 0.1 gram. Other supplies include a variety of stirring sticks (wood or silicone), measuring spoons, and different coloring agents (powder or liquid). A pressure pot (min 40 psi) and air compressor are used for bubble-free casting. Additional equipment includes a vacuum chamber and vacuum pump for resin infiltration, toaster oven, glue gun, and temperature gun.

Steve uses a toaster oven for heating casting molds at 165° and to dry wood at 220°. Wood must be completely dried before casting. If you have punky wood, soak it in Cactus Juice stabilizing resin, put it under vacuum for the recommended time, and then dry at 195 degrees until cured and the weight stabilizes. If you are embedding any objects that have moisture (e.g., pinecones, walnut shells), you must dry them out completely and then coat with MirrorCoat resin before casting. You can make your own silicone molds of wood or other objects to reproduce shapes with resin. Steve uses Alumilite platinum-based silicone rubber products. Be sure to use a mold release spray or wax before using a mold to cast resin. For PVC pipes, Stoner brand release spray works well.

If you do make your own mold and it has an irregular shape, an easy way to determine the volume is to fill it with rice and then pour the rice into your volume measuring cup. That is the total volume of resin you need for that particular mold. Write it on the bottom of the mold so you have it next time. If are using a resin that is mixed by volumes (e.g. 1:1 Parts A & B), fill to half volume with A then the remaining volume with B. If you are using a resin that is mixed based on weight,

zero out your scale with your empty measuring cup first, determine volume with the rice, then fill to half volume with Part A and weigh it. Then add an equal weight of Part B. If you are using a standard shape mold (square or cylinder), there are volume calculators available online.

If you want to add color to your resin and want to have any color separation, you will need to add colorant when the resin is between 95-105°. A temperature gun is nice way to monitor the optimum time for mixing in colors. Turning tools: Carbide tools are thought to be the best for turning resin. Bowl and spindle gouges result in too much chipping. Steve uses a negative rake scraper, or a skew used as a scraper. Finishing: sand, wet sand, then buff. Steve recommends a YouTube video by Jake Thompson on sanding and finishing resin.

Show and tell: Participants included: Terry Schmidt, Dennis Biggs, Peter Dorhout, Victor Schwarz, and David Delker

Our next meeting will be June 5th with a demonstration of sharpening by Tom Boley.

Meeting adjourned 11:15 am.

Secretary—Barbara Drolet

Save the date

July's IRD featured artist

Featured Demonstrator

Saturday July 10th 2021

Phil Rose



Phil Rose is known for his thought-provoking wood-

based art that starts life on a lathe but may be embellished with wood burning, dye, fused glass, or other delightful techniques.

Some of his current work is inspired by thoughts of wave patterns and abstract shapes, as well as creating common ob-



jects with different wood. Phil strives to separate the mechanical aspects of woodturning from the physical results, inspiring views to not only admire the art but also wonder how it was created. Phil often says, "While I do generate ideas of art forms I would like to create, ultimately the wood needs to tell me what it wants to become for its second life."

<https://dragonsrose.studio/>



Ya Gotta Eat



**Thursday
June 17th
at Noon
Back room of Vista**



**Show and tell
always welcome**

June's Virtual Meeting Link

Raymond Case is inviting you to a scheduled Zoom meeting.

Topic: June 2021 FHW club meeting

Time: Jun 5, 2021 08:30 AM Central Time (US and Canada)

Join Zoom Meeting

<https://us02web.zoom.us/j/82719635381?pwd=MUhzeG9tS0t0Y3l0Q0hnTVA1a0xYZz09>

Meeting ID: 827 1963 5381

Passcode: 631566

Early sign in at 8:30am for social time.

Meeting will start at 9:00am

9:00—9:30 We will meet new guests, have announcements and discuss club business.

9:30—11:00 Turning Demonstration

11:00—12:00 Club Members Show and Tell items

Flint Hills Woodturners YouTube Channel



Flint Hills Woodturners
57 subscribers • 10 videos
Flint Hills Woodturners club videos.

<https://www.youtube.com/channel/UC2HZn0FA9r5EwcoRbubFARQ/videos>

Check out the latest video that has been posted to the club channel. Subscribe to receive notice if a new video has been added to the site. You, as members, are always welcome to make short or long videos that we can post to our channel. Just send an email to rcase164@gmail.com letting me know about your video and we can get it posted.



FHW 2021 May club demo

https://www.youtube.com/watch?v=ENsHneoES_o&t=4s

Click the link above to see the May Club demo about using resin with your turnings.



Sneak Peek at potential upcoming demonstrations

Date:	Demonstrator:	Topic:
June 5th	Tom Boley	Back-to-Basics, Sharpening
July 10th	Phil Rose	TBD
August 7th	Tom Shields	Christmas Ornament
September 11th	Joe Davis	Back-to-Basics, Bowl Turning
October 2nd	Rudy Lopez	TBD
November 6th	Vaughn Graber	Back-to-Basics, Fundamentals of Segmented Turning
December 4th	David Delker	Photographing your work

Bold represents change to second Saturday of the month.

**Penny for your
thoughts.**



Our club is hoping to resume Skill Enhancement sessions soon. For those of you who are new to the club and others who may have forgotten, we typically had Skill Enhancement sessions in the evening once or twice a month to provide one-on-one mentoring to teach basic skills or to review and practice woodturning techniques. Cost is \$5 per session to cover supplies and wear and tear on tools. Members should supply their own wood and tools.

If you are interested in participating in Skill Enhancement sessions or if you have questions, please let Tom Boley know by contacting him at tboley10@gmail.com with the subject line of Skill Enhancement.



May Show and Tell

Dennis Biggs



May Show and Tell

David Delker



May Show and Tell



Peter
Dorhout



May Show and Tell

**Victor
Schwarz**



**Terry
Schmidt**



Board Members



President

David Delker

fhwpresident@gmail.com



Vice President

Vauhn Graber



Secretary

Barbara Drolet



Treasurer

Ross Hirst



Programs

Steve Bietau



Operations

Tom Shields



Member at large

Tom Boley



Newsletter

Editor

Ray Case



Flint Hills Woodturners is a 501(c)(3) non-profit composed of individuals who are interested in learning and promoting the art of turning wood. Formed in March 2015 for hobbyists in the Flint Hills region of Northeast Kansas, the club welcomes all interested people to visit our meetings to get a sample of this inspiring hobby. You will find warm people from novice to expert willing to share with you. Flint Hills Woodturners is a chapter of the American Association of Woodturners. (AAW).

We are meeting virtually by Zoom. If you would like more information about our club and its activities please email:

fhwpresident@gmail.com

AAW

AMERICAN ASSOCIATION OF WOODTURNERS

The American Association of Woodturners (AAW) is a nonprofit 501 (c)(3) organization, dedicated to advancing the art and craft of woodturning worldwide by providing opportunities for education, information, and organization to those interested in turning wood. Established in 1986, AAW currently has more than 15,000 members and a network of more than 350 local chapters globally representing professionals, amateurs, gallery owners, collectors and wood / tool suppliers.