



Inside this issue:

March IRD	Page 2
President's State of the club Report :	Pages 3-4
News from the AAW:	Pages 5
Safety Corner Revisited:	Page 6
Guest Artist:	Page 7
Ya Gotta Eat:	Page 8
MarchShow and Tell:	Page 9-18
FHW YouTube Channel:	Page 19
Flint Hills Woodturners Library Spotlight:	Page 20
New Home Location / Map:	Page 21

Upcoming 2022 Club Events

- **April 16th**
IRD Special Guest Matt Monaco
(See Page 2 for details) Work shops available.
- **May 21st**
(Hybrid In-person and Zoom)
Learning your Woods
Wood Identification by: Dr. Charles Barden



Submissions, suggestions or questions please email to: fhwpresident@gmail.com



Matt Monaco

We are thrilled to offer a fantastic guest demonstrator and two hands-on workshops to our members in April!

Demo: “Turning a Classic Rim Bowl” via Zoom April 16 during monthly club meeting \$10 fee for club members, \$15 for guests.

Workshops: “Turned Boxes” Friday, April 15 (Full Day) \$100 for FHW members.

“Fine Detailed Platters” Saturday Afternoon, April 16 (Half Day) \$50 for FHW members.

Both workshops will be held at Tom Boley’s shop 4025 Walnut Creek Dr, Wamego.

Matt is an excellent turner and one of the best young woodturning educators. To sign up, or if you have questions, contact Program Director Steve Bietau sabietau@gmail.com or Treasurer Ross Hirst ross.i.hirst@cox.net

Matt Monaco operates a full time woodturning studio in the southwest region of Missouri, and makes dedicated collections, signature series vessels, and lidded containers for various industries in fine craft, the interior design industry, high end furniture trades, as well as for private collections using woods from the Ozark Mountain Range & select exotic species. Matt completed over 10,000 hours of trade work, and served an apprenticeship in the furniture trades in the Northeast U.S. making a few thousand bowls of varying design as well as platters, balustrades, hundreds of rolling

pins, furniture components and lidded containers. His training includes both assisting & working with acclaimed master Richard Raffan, and has become an indemand educator & demonstrator across the U.S. Matt is an appointed Ambassador to *Fine Woodworking Magazine*, is one of woodturning's new modern masters of tool control, and carries a strong desire to integrate the craft into future generations, and help to diversify the field of woodturning through value the future of handmade.

His website is monacobowls.com



President's State-of-the-Club Report

Exciting times ahead!

It's been a long time coming, but the COVID-19 statistics look much better for most parts of our state. That certainly doesn't mean the pandemic is over, but it does mean we can feel reasonably safe resuming many of our pre-pandemic activities. That doesn't mean the risk is gone, as new virus mutations continue to appear that may cause major setbacks. Current CDC recommendations include staying up to date with COVID-19 vaccines and boosters, maintaining good ventilation throughout indoor spaces, getting tested if you are exposed to the virus or if you exhibit symptoms of COVID-19.

As I've said (way too many times) before, your club officers continue to monitor official health directives to ensure we can safely resume our pre-pandemic activities. We will notify you of any changes to our upcoming meeting plans.

April meeting format

As reported last month, our club will be meeting virtually for the April

meeting. That meeting will highlight a demonstration by guest demonstrator Matt Monaco. He will be conducting Friday all-day and Saturday afternoon workshops at Tom Boley's shop. Rather than moving Matt and his tools and supplies back and forth from Tom's shop to the Armory, we decided it would be best to connect Matt's demonstration with the club via Zoom. For convenience, those participating in Matt's workshop that afternoon will have the option of watching the demonstration in person during the club meeting time.

Recall that a \$10 fee for members, \$15 for guests, is being charged to attend this meeting to help cover the cost of bringing in our guest demonstrator. Zoom links for the April meeting will be sent only to those who have paid their registration fee. You can make your payment via our treasurer, Ross Hirst, who may be reached at ross.i.hirst@cox.net

Continued on Page 4.

President's State-of-the-Club Report Continued

Continued from page 3.

May meeting update

We plan to resume in-person meetings in our new facility (the Army National Guard Armory) May 25. The new facility does not have public wifi connectivity, which is essential to us as we move forward with hybrid meetings to accommodate both in-person members and those in remote locations. We tried using a cell phone as an internet “hot spot,” and found that gave us marginal connection quality. We will make additional tests this month and hope for better results. In addition, Board members will be working on a “dress rehearsal” of sorts to test the equipment in preparation for the May meeting.

More details regarding our May meeting demonstration may be seen elsewhere in this newsletter – PUT PAGE NUMBER HERE!

Show and Tell

We will skip Show and Tell for the

April meeting to allot the entire meeting time to Matt Monaco for his demonstration and for questions and answers. Save your pieces for the May meeting, when we hope you'll be able to show them off in person!

Conclusion

I look forward to learning, sharing, and enjoying woodturning along with you! Whether we meet in person or virtually, please know that you are an important part of a friendly and supportive family known as the Flint Hills Woodturners.

I hope you enjoy some quality time in your workshop this month!

David Delker

News from AAW

by Heather Marusiak



AAW Bulletin, April 2022

A Round Up of News and Information from the American Association of Woodturners

AAW Presents: Phil Irons, *Turning Spectacular Hollow Forms*

Saturday, April 16, 2022, 2:00 p.m. Central

“Join us for an enlightening session with the remarkable Phil Irons who will demonstrate his techniques for creating stunning hollow forms! His turning methods have been developed over more than twenty years of making and teaching.”

\$10 AAW members, \$15 all others

Preregistration by Friday, April 15, 11:00 Central time is required. Replay will be available to registered attendees only. [Click here to register.](#)

The Women in Turning Virtual Exchange is back!

Mark your calendar for presentation of projects on June 4.

[For more information, click here.](#)

Click [here](#) and [here](#) for articles about past projects.

AAW 36th Annual International Woodturning Symposium (in-person)

June 23-26, 2022 in Chattanooga, Tennessee

In-person woodturning – as well as inspiration, camaraderie, and more. Have fun, learn quickly, and be inspired. Reconnect and create new life-long friendships with others who share your passion.

More than 100 sessions to choose from

Trade Show features over 100 exhibitor booths

Concerned about COVID? No risk, fees are refundable until April 30.

[Click here for more information or to register.](#)

To become an AAW member, or to renew your AAW membership, please visit: [AAW Membership Home](#)



Safety Corner

Revisited

With Peter Dorhout

As woodturners (and woodworkers), we often only worry about the wood and the cutter – be it a saw blade, knife, chisel, or gouge.

These are important to keep clean, sharp, and in good working order. However, before you start working on your saws or other electrical equipment, here are a few important safety tips to keep in mind:

1. Always unplug your tool before servicing the blade or the tool. Although many newer models have safety or “dead man” switches to prevent accidental starts, it is a common accident to lean over the starter switch while wrestling with that stuck nut.
2. In industrial settings, lock-out tags are commonly used to alert others in the area not to plug in a loose wire. If you have others in your shop, let them know not to plug in your wire and put an old sock on your plug end.

Once the task is complete, clean up around the area where you were working before plugging your equipment in again. Rags or tools around your saw could be accidentally drawn into the blade if you have accidentally turned on the switch while the equipment

was unplugged – plugging it back in will start that blade immediately. A wrench or other tool still connected to your blade could become a lethal projectile, thereby ruining your day, or just ruin your newly-sharpened blade.

One more piece of safety advice related to electrical plugs. We know that a 2 HP electric motor wired for 110V will draw 20A of current (exceeding most shop circuits) and a 1 HP motor draws 10 A. Using long extension cords or, worse, multiple outlet extension cords, with such high currents can create a significant fire hazard. Position your equipment in your shop so that the higher-HP motors are as close as possible to your outlets. And, if at all possible, keep your cords off the floor and behind your equipment to prevent trips.

Be Safe!

Peter Dorhout



KSU's Dr. Charles Barden

**Professor | Director of Geyer Forestry Center
Forestry, Agroforestry & Water Quality**

Tired of going to the landfill and seeing all that wood, but not being able to tell one from the other? Well at our May 21 meeting next month Flint Hills Woodturners presents a demonstration By KSU's Dr. Charles Barden on Wood Identification.

Ya Gotta Eat



Thursday

April 28th

Noon

Back room of

Vista

Show and Tell

Welcome

March Show and Tell



**Heather
Marusiak**



March Show and Tell



Heather
Marusiak



March Show and Tell



Victor
Schwarz



March Show and Tell

Victor
Schwarz



March Show and Tell



Vaughn
Graber



March Show and Tell



**Bob
Holcombe**



March Show and Tell




Nyle
Larson



March Show and Tell



Ray Case



March Show and Tell

Tom
Boley



March Show and Tell

Mike
Ballard



Flint Hills Woodturners YouTube Channel



Flint Hills Woodturners

90 subscribers

<https://www.youtube.com/channel/UC2HZn0FA9r5EwcoRbubFArQ>



FHW 2021 June Demonstration - Sharpening

Flint Hills Woodturners

1:37:20

<https://www.youtube.com/watch?v=QPBA9LwGgsA&list=PLAQEQuvfg2CgmLNkcJfBZK0n13ePKWbQE&index=9>



FHW 2021 Aug. Demonstration Christmas Ornament

Flint Hills Woodturners

1:39:54

<https://www.youtube.com/watch?v=0k8KZGiZ73s&list=PLAQEQuvfg2CgmLNkcJfBZK0n13ePKWbQE&index=10>



FHW 2021 Sept. Demonstration - Once turned green bowl

Flint Hills Woodturners

1:36:09

<https://www.youtube.com/watch?v=GKrDI1ebzpU&list=PLAQEQuvfg2CgmLNkcJfBZK0n13ePKWbQE&index=11>



FHW 2021 November Demonstration - Segmented turning

Flint Hills Woodturners

1:24:16

<https://www.youtube.com/watch?v=xp5JD61kyeo&list=PLAQEQuvfg2CgmLNkcJfBZK0n13ePKWbQE&index=12>



FHW December 2021 Demonstration - Photography for Woodturners

Flint Hills Woodturners

2:09:34

<https://www.youtube.com/watch?v=1ZHLkdsBmg4&list=PLAQEQuvfg2CgmLNkcJfBZK0n13ePKWbQE&index=13&t=10s>



FHW 2022 February Demonstration - Natural edge bowl.

Flint Hills Woodturners

1:33:43

<https://www.youtube.com/watch?v=MMVi5S9Qcck&list=PLAQEQuvfg2CgmLNkcJfBZK0n13ePKWbQE&index=14>

Flint Hills Woodturners Library Spotlight

Elegant Finials, by Cindy Drozda, DVD




Learn how to turn
Elegant Finials
with
Cindy Drozda!

Cindy Drozda is known for her elegant Lidded Vessels and fine Finials. She also demonstrates and teaches her style of Woodturning around the world. Cindy is one of the best at explaining, in easy-to-understand detail, the techniques and design strategies that will enable YOU to bring Elegance to your Woodturning!

"Elegant Finials" is the first in her instructional DVD series. On this DVD, she shares her finial turning process. Follow along as Cindy designs a lid for one of her vessels. She shows and explains her design strategy, the basic spindle cuts, her Finial Turning technique, the tools she uses, and her gouge sharpening method.

As Cindy reveals her "secrets" for turning delicate, *Elegant Finials*, she hopes to inspire new levels of fine detail in YOUR work!

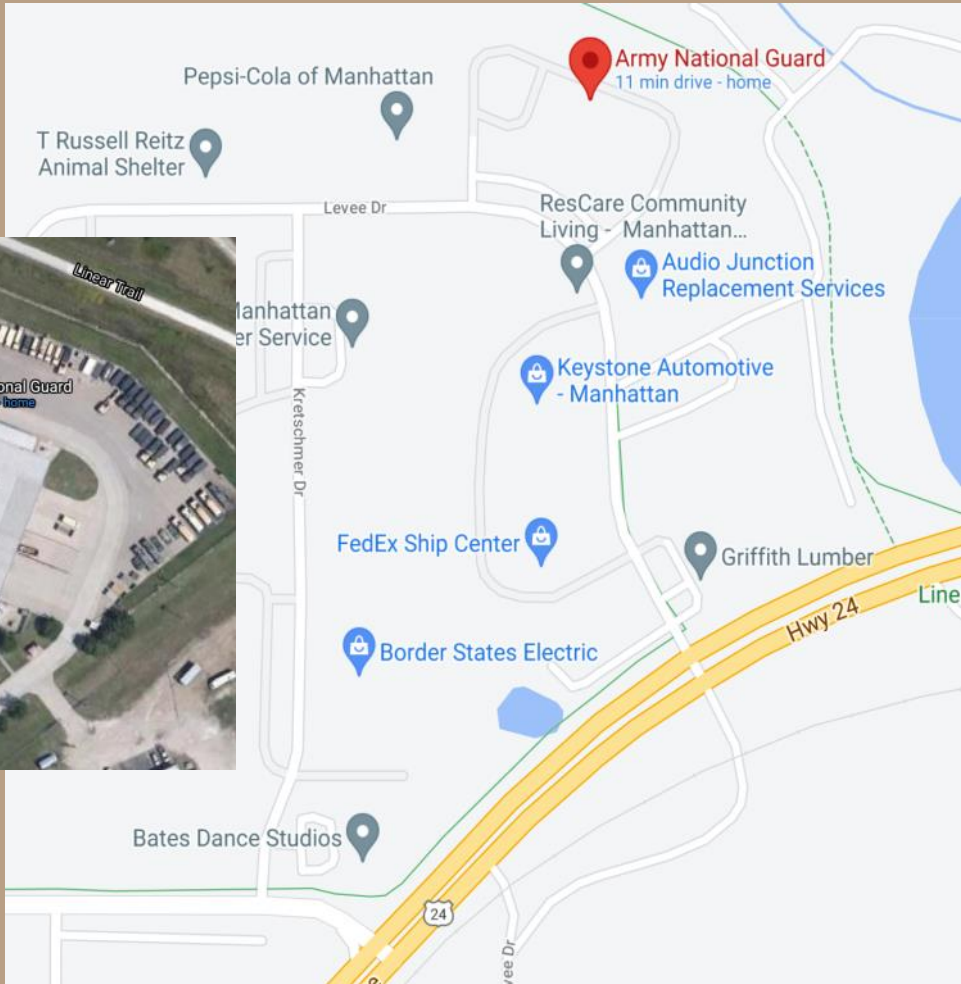


Please contact Librarian Joe Beck (joe.beck@ksu.edu) to arrange a time to borrow this DVD.

Future Home of the Flint Hills Woodturners club



Army National Guard Armory, 721 Levee Dr, Manhattan, KS 66502



2022 Board Members



President

David Delker

fhwpresident@gmail.com



Vice President

Joe Beck



Secretary

Barbara Drolet



Treasurer

Ross Hirst



Programs

Steve Bietau



Operations

Tom Shields



Member at large

Heather Marusiak



Newsletter

Editor

Ray Case



Flint Hills Woodturners is a 501(c)(3) non-profit composed of individuals who are interested in learning and promoting the art of turning wood. Formed in March 2015 for hobbyists in the Flint Hills region of Northeast Kansas, the club welcomes all interested people to visit our meetings to get a sample of this inspiring hobby. You will find warm people from novice to expert willing to share with you. Flint Hills Woodturners is a chapter of the American Association of Woodturners. (AAW).

We are meeting virtually by Zoom. If you would like more information about our club and its activities please visit

our website <https://>

flinthillswoodturners.org

or by email: fhwpresident@gmail.com

AAW

AMERICAN ASSOCIATION OF WOODTURNERS

The American Association of Woodturners (AAW) is a nonprofit 501 (c)(3) organization, dedicated to advancing the art and craft of woodturning worldwide by providing opportunities for education, information, and organization to those interested in turning wood. Established in 1986, AAW currently has more than 15,000 members and a network of more than 350 local chapters globally representing professionals, amateurs, gallery owners, collectors and wood / tool suppliers.