


Inside this issue:

March IRD **Page 2**
 President’s State of
 the club Report : **Pages 3-5**
 News from the
 AAW: **Pages 6-7**
 Safety Corner
 Revisited: **Page 8**
 Guest Artist: **Page 9**
 Ya Gotta Eat: **Page 10**
 February Show
 and Tell: **Page 11-21**
 FHW YouTube
 Channel: **Page 22**
 Flint Hills Woodturners
 Library Spotlight: **Page 23**
 New Home
 Location / Map: **Page 24**
 Club Information: **Page 25**

Upcoming 2022 Club Events

- **March 19th**
 IRD “Back to Basics” - Bottle Stoppers
- **April 16th**
 IRD Special Guest Matt Monaco
 (See Page 9 for details) Work shops available.
- **May 21st**
 (Hybrid In-person and Zoom)
Learning your Woods
 Wood Identification by: Dr. Charles Barden



Submissions, suggestions or questions please email to: fhwpresident@gmail.com



**“Back to Basic”
Bottle Stoppers**



**March 19th
IRD by: Steve Bietau**

Our very own Steve Bietau will be demonstrating Bottle Stoppers. These turnings can be done by all and allow for plenty of artistic interpretation based on your designs. Oh and they make great gifts for friends and family.





President's State-of-the-Club Report

Celebration Planned for May!

The Board members decided to meet virtually again for the March and April meetings. However, we tentatively plan to resume in-person meetings in our new facility in May. Here are the reasons for that decision:

- COVID-19 statistics are improving, but we're not out of the woods just yet. Last week's CDC ratings showed Riley County's transmission risk ratings ranging from Low (blue) all the way to High (red). Sadly, several surrounding counties still are in the red zone, as are other counties in which our members reside.
- The new facility does not have public wifi connectivity, which is essential to us as we move forward with hybrid meetings to accommodate both in-person members and those in remote locations. We hope cell phone signal strength will allow us to establish an internet "hot spot" with sufficient bandwidth to allow a reliable Zoom connection. Member Steve Bietau and I will be testing that this week and hope to set up a two-way Zoom link, as the Armory facility's schedule permits.
- There are additional technical challenges of making that connection that go

beyond just establishing a wifi link. Those may require additional trips to the facility and time to test our audio and video equipment. Thanks to Ray Case for his effort to work through those challenges in support of our club!

- The April meeting will be a demonstration by guest demonstrator Matt Monaco. He will be conducting Friday and Saturday afternoon workshops at Tom Boley's shop. Rather than moving Matt and his tools and supplies back and forth from Tom's shop to the Armory, we decided it would be best to connect Matt's demonstration with the club via Zoom. Those participating in Matt's workshop that afternoon will have the option of watching his demo during the club meeting live.

We hope that the pandemic situation will improve to allow us to meet in person in May. We know things may change between now and then. Just as we saw late last year, a new variant could change all that. We hope that the pandemic will continue to subside, and May will be a time of celebration for our club as we meet again in person!

Continued on Page 4.

President's State-of-the-Club Report Continued

Continued from page 3.

As I've said before, your club officers continue to monitor official health directives to determine when we can safely resume our pre-pandemic activities. We know that many of you or your loved ones are at high risk from COVID-19, and the decision to return to an in-person format will be made very carefully.

Congratulations to Heather!

It's not often that a member makes the national news, but recently one of our newest members, Heather Marusiak, did just that twice!



The AAW Turning of the Week selection committee chose Heather's piece, "Bottle with Tendril" as the winner for the week of March 7, 2022.

The AAW judge for the week's competition said, "This creative piece ticks all the boxes for me. The form, carving, texture and coloring are so well done – and the carved foot/base is just icing on the cake. I was pretty sure this would be my selection as soon as I saw it. Thanks, Heather for making my job easier this week."

You may view Heather's work and that of other AAW members in the AAW member gallery at


<https://www.aawforum.org/community/media/>

In addition to the AAW accolade, Heather received another recognition that week from the World of Woodturners organization when they selected her "Pythagorean Cup" as their Cover Photo of the Day on March 7.

Continued on page 5.

President's State-of-the-Club Report Continued

Continued from page 4.



The World of Woodturners began in 2001 as “an interactive site where woodturners could post photos and descriptions of their work and engage in discussion about their art”. Membership is by invitation. Learn more at <https://www.thewows.com/>

Flint Hills Woodturners is fortunate to have a talented artist such as Heather in

our midst. I look forward to upcoming demonstration(s) in which she shares and teaches us ways by which we can take our work to a new level!

Show and Tell Reminder

Don't forget to send me photos of your latest woodturning project for the Show and Tell segment of our upcoming club meeting. We all learn from the experience of others, and this part of our monthly meeting helps others learn from your successes and your mistakes! Send photos to me at fhwpresident@gmail.com.

Conclusion

I look forward to learning, sharing, and enjoying woodturning along with you! Whether we meet in person or virtually, please know that you are an important part of a friendly and supportive family known as the Flint Hills Woodturners.

I hope you enjoy some quality time in your workshop this month!

David Delker

Flinthillswoodturners.org

News from AAW

by Heather Marusiak



WIT EXCHANGE VIRTUAL 2022



Join the Virtual WIT EXCHANGE
Be part of a community of women makers fostering collaboration, creativity, and self-confidence. To learn more, visit us online: tiny.cc/WITExchange2022

Registration Opens: March 8
Orientation Meetings: March 30, April 1
Final Projects Due: May 22
Women working in any media and any skill level welcome

News from AAW

by Heather Marusiak



AAW Bulletin, March 2022

A Round Up of News and Information from the American Association of Woodturners

The Women in Turning Virtual Exchange is back!

- Registration will be open March 2-22, 2022; orientation sessions March 30 and April 1, 2022.
 - Jump start your creativity in this exciting collaborative group woodturning experience. You will work in teams of three women artists. Teams will be randomly grouped, prior to the Zoom orientation meetings where you will virtually meet your teammates.
 - The event will conclude with presentations to share final projects, processes, and experiences.

Click [here](#) and [here](#) for articles about past projects.

[For more information or to register, click here.](#)

AAW Presents: Dale Larson, *Cutting the Best Bowl from a Tree* (a live online event)

- Saturday, March 19, 2022, 1:00 p.m. Central

“Join us for an informative session with the incomparable Dale Larson who will demonstrate the best way to cut

a bowl from a tree! He will show you everything you need to know from beginning to end of the cutting process.”

- \$10 AAW members, \$15 all others
- Preregistration required. Replay will be available to registered attendees only. [Click here to register.](#)

AAW 36th Annual International Woodturning Symposium (in-person)

- June 23-26, 2022 in Chattanooga, Tennessee
 - In-person woodturning – as well as inspiration, camaraderie, and more. Have fun, learn quickly, and be inspired. Reconnect and create new life-long friendships with others who share your passion.
 - More than 100 sessions to choose from
 - Trade Show features over 100 exhibitor booths
 - Concerned about COVID? No risk, fees are refundable.

[Click here for more information or to register.](#)

To become an AAW member, or to renew your AAW membership, please visit: [AAW Membership Home](#)



Safety Corner

Revisited

With Peter Dorhout

Safety Shields

I thought I would start a monthly column as my contribution to the FHW Club and newsletter. My attendance at meetings has been sporadic since taking on a volunteer leadership role as president of my professional society, the American Chemical Society. One of my advocacy roles as president has been to promote safety in chemical laboratories – so why not share my thoughts with the club on a regular basis. We have heard a lot about safety at our demonstrations – eye protection and respiratory protection in particular. And I'm pleased that for all our club demos everyone wears a face shield even if it makes wearing a mic somewhat cumbersome. So I'll start this column with one of the basics just to remind everyone.

Eye protection.

Whether you normally wear corrective lenses or not, protecting your eyes while working in the shop should be your priority. Have spare safety glasses available (in case you misplace yours) and always insist that visitors wear them. If you wear corrective lenses, please invest in certified safety glasses or they will be useless. When turning pieces on the lathe, it's also important to wear a face shield or similar protection from fast moving objects. If it was heavy mounting it on your lathe, it will feel even heavier moving at 900 rpm. Eye

protection doesn't end when your piece is done being shaped and sanded. During finishing, if you finish on the lathe, finishes can spray off spinning objects – most finishes, even natural oils, do not interact well with the natural fluids in your eyes. Your cornea can be irreversibly scarred when exposed to solvents or oils in finishes given the make up of this critical part of your eye. Wear safety glasses or goggles (or your face shield) that will cover your eyes and prevent finishes from splashing into them. Finally, take a moment before you use your finish to read and understand the precautions and treatments on the container. Each finish will have its own best way to flush or treat your eyes. Your best bet is to have a few 1 quart plastic bottles of water handy in the shop (next to your first aid kit) to serve as an eye wash. You can even find an eye wash kit at the pharmacy that has a special cup for rinsing your eyes should you need that.

My parting words: don't be like the blind woodturner who once said, "I see," as he picked up his hammer and saw.

Peter Dorhout



Matt Monaco

We are thrilled to offer a fantastic guest demonstrator and two hands-on workshops to our members in April!

Demo: “Turning a Classic Rim Bowl” via Zoom April 16 during monthly club meeting \$10 fee for club members, \$15 for guests.

Workshops: “Turned Boxes” Friday, April 15 (Full Day) \$100 for FHW members.

“Fine Detailed Platters” Saturday Afternoon, April 16 (Half Day) \$50 for FHW members.

Both workshops will be held at Tom Boley’s shop 4025 Walnut Creek Dr, Wamego.

Matt is an excellent turner and one of the best young woodturning educators. To sign up, or if you have questions, contact Program Director Steve Bietau sabietau@gmail.com or Treasurer Ross Hirst ross.i.hirst@cox.net

Matt Monaco operates a full time woodturning studio in the southwest region of Missouri, and makes dedicated collections, signature series vessels, and lidded containers for various industries in fine craft, the interior design industry, high end furniture trades, as well as for private collections using woods from the Ozark Mountain Range & select exotic species. Matt completed over 10,000 hours of trade work, and served an apprenticeship in the furniture trades in the Northeast U.S. making a few thousand bowls of varying design as well as platters, balustrades, hundreds of rolling

pins, furniture components and lidded containers. His training includes both assisting & working with acclaimed master Richard Raffan, and has become an indemand educator & demonstrator across the U.S. Matt is an appointed Ambassador to *Fine Woodworking Magazine*, is one of woodturning's new modern masters of tool control, and carries a strong desire to integrate the craft into future generations, and help to diversify the field of woodturning through value the future of handmade.

His website is monacobowls.com

Ya Gotta Eat



Monday

March 28th

Noon

Thursday

April 28th

Noon

Back room of Vista

Show and Tell

Welcome

February Show and Tell



Heather
Marusiak



February Show and Tell



Heather
Marusiak



February Show and Tell




Victor
Schwarz



February Show and Tell



Vaughn
Graber



February Show and Tell



**Barbara
Drolet**



February Show and Tell



February Show and Tell



**Dennis
Biggs**



February Show and Tell

David
Delker



February Show and Tell

David
Delker



February Show and Tell

Terry
Schmidt



Steve
Bietau

February Show and Tell

Tom Shields



Robert
Kloppenborg



Flint Hills Woodturners YouTube Channel



Flint Hills Woodturners

90 subscribers

<https://www.youtube.com/channel/UC2HZn0FA9r5EwcoRbubFArQ>



FHW 2021 June Demonstration - Sharpening

Flint Hills Woodturners

1:37:20

<https://www.youtube.com/watch?v=QPBA9LwGgsA&list=PLAQEQuvfg2CgmLNkcJfBZK0n13ePKWbQE&index=9>



FHW 2021 Aug. Demonstration Christmas Ornament

Flint Hills Woodturners

1:39:54

<https://www.youtube.com/watch?v=0k8KZGiZ73s&list=PLAQEQuvfg2CgmLNkcJfBZK0n13ePKWbQE&index=10>



FHW 2021 Sept. Demonstration - Once turned green bowl

Flint Hills Woodturners

1:36:09

<https://www.youtube.com/watch?v=GKrDI1ebzpU&list=PLAQEQuvfg2CgmLNkcJfBZK0n13ePKWbQE&index=11>



FHW 2021 November Demonstration - Segmented turning

Flint Hills Woodturners

1:24:16

<https://www.youtube.com/watch?v=xp5JD61kyeo&list=PLAQEQuvfg2CgmLNkcJfBZK0n13ePKWbQE&index=12>



FHW December 2021 Demonstration - Photography for Woodturners

Flint Hills Woodturners

2:09:34

<https://www.youtube.com/watch?v=1ZHLkdsBmg4&list=PLAQEQuvfg2CgmLNkcJfBZK0n13ePKWbQE&index=13&t=10s>



FHW 2022 February Demonstration - Natural edge bowl.

Flint Hills Woodturners

1:33:43

<https://www.youtube.com/watch?v=MMVi5S9Qcck&list=PLAQEQuvfg2CgmLNkcJfBZK0n13ePKWbQE&index=14>

Flint Hills Woodturners Library

Spotlight

Turning it up Vol. 1, 2 and 3 w/ Jimmy Clewes, DVD

Volume 1. On this DVD Jimmy takes us through two projects in detail, with stunning close-ups and point of view shots. there are also two unique extra features to watch at the end, and as always, Jimmy entertains in his own special way. Project 1 is a footless bowl made from a unique piece of spalted birch burl. Project 2 is an oriental-style box from Sonokeling Rosewood with 22 carat gold leaf inlay.. then Jimmy goes into more detail about flute, bevels and tool sharpening. Also: A look at the life of a woodturner.

Volume 2. On this DVD Jimmy takes us through two projects in detail, with stunning close-ups and point of view shots. there are also two unique extra features to watch at the end, and as always, Jimmy entertains in his own special way. Project 1 is a stunning Ziracote bowl with a brass rim inlay. Project 2 is a long stemmed goblet turned from unsupported from Austrailian Myrtle. Jimmy then show us how to convert a te with a chainsaw. Also we discover some fascinating Roman history at Vindolanda.

Volume 3. On this DVD Jimmy takes us through two projects in detail, with stunning close-ups and point of view shots. there are also two unique extra features to watch at the end, and as always, Jimmy entertains in his own special way. Project 1 A lidded box using a glue-up made from Maple and Wenge. Project 2 a footless bowl with silver highlights made from Walnut burl. Jimmy then show his tried and testedmethod for fitting a box lid. Then a look behind the scenes work on the Turn It ON DVD series.

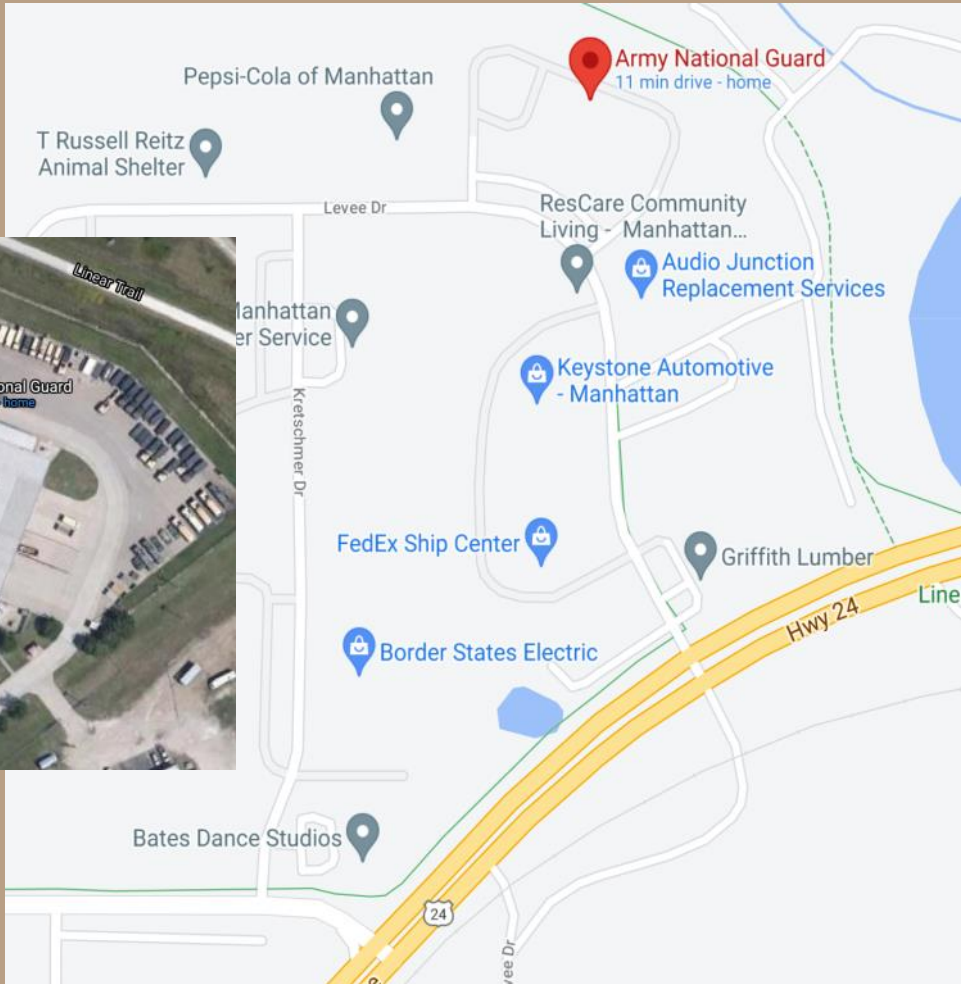


Please contact Librarian Joe Beck
(joe.beck@ksu.edu) to arrange a time to borrow
this series.

Future Home of the Flint Hills Woodturners club



Army National Guard Armory, 721 Levee Dr, Manhattan, KS 66502



2022 Board Members



President

David Delker

fhwpresident@gmail.com



Vice President

Joe Beck



Secretary

Barbara Drolet



Treasurer

Ross Hirst



Programs

Steve Bietau



Operations

Tom Shields



Member at large

Heather Marusiak



Newsletter

Editor

Ray Case



Flint Hills Woodturners is a 501(c)(3) non-profit composed of individuals who are interested in learning and promoting the art of turning wood. Formed in March 2015 for hobbyists in the Flint Hills region of Northeast Kansas, the club welcomes all interested people to visit our meetings to get a sample of this inspiring hobby. You will find warm people from novice to expert willing to share with you. Flint Hills Woodturners is a chapter of the American Association of Woodturners. (AAW).

We are meeting virtually by Zoom. If you would like more information about our club and its activities please visit

our website <https://>

flinthillswoodturners.org

or by email: fhwpresident@gmail.com

AAW

AMERICAN ASSOCIATION OF WOODTURNERS

The American Association of Woodturners (AAW) is a nonprofit 501 (c)(3) organization, dedicated to advancing the art and craft of woodturning worldwide by providing opportunities for education, information, and organization to those interested in turning wood. Established in 1986, AAW currently has more than 15,000 members and a network of more than 350 local chapters globally representing professionals, amateurs, gallery owners, collectors and wood / tool suppliers.