



## Inside this issue:

September Club Event	Page 2
President's Report:	Pages 3-5
News from the AAW:	Page 6
Safety Corner Revisited:	Page 7-8
Ya Gotta Eat:	Page 9
FHW YouTube Channel:	Page 10
August Show and Tell Pictures	Pages 10-21
New Home Location / Map:	Page 22
Club Information:	Page 23

## Upcoming 2022 Club Events

- **September 24th**  
Tom Boley  
Trivet for the table
- **September 27th**  
Skill Enhancement
- **October**  
Joe Davis  
Pewter inlay



Submissions, suggestions or questions please email to: [fhwpresident@gmail.com](mailto:fhwpresident@gmail.com)



Featuring our own club member

**Tom Boley**

**September 24th**

## Trivet for the Table



Tom Boley will be demonstrating making a simple trivet for the table. Tom first saw this made about 20 years ago when Reuben Everett of Tidewater Turners in Norfolk, VA, came to Capital Area Woodturners in Alexandria to do his trivet demo. Tom has wanted to make one ever since but just never got around to making the jig for it until about three months ago. Turning the trivet is actually pretty simple, using an 1/8" parting tool as the cutter. The tricky part is making the jig in which to mount the round wood blank so the grooves can be cut. Tom will detail the steps to make the trivet and then show the use of that jig to turn the trivet. Tom will also have a handout for attendees so you can go home and make one yourself.



# President's Report

## September Meeting

Our September meeting will happen on the **FOURTH SATURDAY of the month (September 24)** due to the Armory's scheduling, but subsequent meetings will occur the third Saturday of the month. An auction will be going on that morning in the Armory, so we will be meeting in the smaller room at the back of the main space, as we did last time.

FYI, I will miss the September club meeting, as I will be attending the biennial AAW Segmenting Symposium in Chicago that week. Vice President Joe Back will conduct the meeting in my absence.

## Inspiration

I have been working on a project to display in the Instant Gallery at the Segmenting Symposium. I won't tell you much about my project just yet, as I want to keep you in suspense until next month's meeting! I will tell you that it is by far the most time-consuming woodturning project I've ever attempted!

While designing my project, I drew inspiration from several prominent woodturners:

Malcolm Tibbetts', through his books and videos, taught me the fundamentals of segmented woodturning, plus how to turn segmented ribbons, which are an essential part of my latest project.

A Symposium presentation by Jerry Bennett taught me how to create tubular segmented structures using an internal steel armature for structural strength, which was another essential component in this project.

Interactive remote demonstrations (IRDs) by woodturning artist Rebecca DeGroot inspired me to create some quirky organic forms to bring my project to life.

Our very own club members inspired me, as well:

Heather Marusiak's demonstration and never-ending creativity inspired me to try more advance carving and pyrography techniques to embellish my project.

Tom Shields's Christmas ornament demonstration inspired me to buy a collet chuck system to hold some of the small parts needed to complete my project.

Ross Hirst's pen-turning demonstration inspired me to purchase a mandrel saver gadget that helped me turn pieces for my project that don't even resemble the pen blanks the device was designed for!

There. Those are enough hints about my project for now. As I said, you'll get to see my finished project at the October club meeting. The important message here is that inspiration comes from many sources, and you never know whom YOU will inspire through sharing your woodturning skill with others!

**Continued on page 4**

# **President's Report**

**Continued from page 3**

## **It's Election Season!**

This season brings autumn leaves, as well as the flurry of political activity leading up to the mid-term election. While we will try to keep the mudslinging, lies, and attack ads to a minimum, our club also holds its election in November. The following Board Members have agreed to run for office again for the 2023 club year:

President: David Delker

Vice President: Joe Beck

Secretary: Barbara Drolet

Treasurer: Ross Hirst

Operations Director: Tom Shields

AAW Liaison: Heather Marusiak

Our Program Director, Steve Bietau, has decided to step away from that duty, so we are seeking someone to fill that position. Job duties of the Program Director include:

Poll club members to determine appropriate demonstration topics for upcoming meetings.

Recruit volunteer demonstrators from our own club membership.

Solicit professional demonstrators (and related workshops) for in-person demonstrations and/or interactive remote demonstration (IRDs), based on the available budget and needs of the club.

Please contact me or one of the other Board members if you are interested in being nominated for the Program Director position. I held that position several years ago; Steve or I would be happy to visit with you if you would like to learn more.

We hope that one or more of you members will nominate yourselves. In addition, nominations will be accepted from the floor for Program Director or for any of the other elected positions, for that matter, at the November meeting.

## **Many Hands Make Light Work**

One Board member Intentionally missing from the previous discussion is Ray Case. Most of you know Ray as the guy who runs the cameras, sound system, and other audio/video (AV) equipment at our regular meetings. He also compiles our Newsletter, updates the website, maintains the AV equipment, and does a host of other things behind the scenes.

**Continued on page 5**

# President's Report

## Continued from page 4

I'll get right to the point: Ray has asked to be relieved of many of his duties so he can get his life back into better balance. His position has grown immensely since we started to use technology in our club meetings. He really needs a break from all the things he has been doing so he can enjoy the club meetings with everyone else and find time to enjoy woodturning in his own shop again.

Our Board has been discussing how to divide the duties to involve more people and thereby reduce the burden on Ray. The old "Many Hands Make Light Work" proverb definitely is applicable here!

The Board's Plan A is to pass around a sign-up sheet to recruit volunteers at upcoming meetings. Plan B (if Plan A is unsuccessful) will be to make personal contacts via telephone or face-to-face meetings to ask for your help. Plan C (if Plans A and B don't succeed) will be to determine which services we will no longer provide. Yes, we have discussed doing away with the use of AV equipment at club meetings, the Newsletter, and even the website through which we recruit members. You get the picture. We truly need your help if we expect to have a viable club.

Here is the list of duties that we hope you will help us cover:

- Set up tables and chairs before each meeting.** Board members typically do this, but other volunteers would allow us to take care of other business prior to the meeting and would be much appreciated.
- Set up sound system before each meeting.** This includes amplifier, speakers, microphones, and tripods.
- Put away sound system after each meeting.** Return amplifier, speakers, microphones, cables, and tripods to storage location.
- Taking photos for Show and Tell time.** Take candid photos while members are showing their work and get closeup photos of Show and Tell items on display table.
- Run video camera during demonstrations.** Capture the action during demonstrations, then upload the completed file(s) to cloud-based storage after the meeting.
- Edit recorded demonstration videos.** Do minor editing of recorded video files captured during club meeting. Would require the use of your own computer and (free) video editing software.
- Website maintenance.** Our website is Wordpress based, using Elementor as a page builder. This job entails updating website by uploading newsletters, occasionally adding information, and installing Wordpress updates.

Some of these jobs sound quite technical, which indeed they are. Nevertheless, be assured you would have folks helping you learn the ropes as you assumed new duties. I encourage each of you to carefully consider ways in which you can help our club carry out its mission. Don't hesitate to ask if you have any questions about how you can serve your club!

### Conclusion

I look forward to seeing you soon! As always, I invite your feedback, questions, and suggestions. I may be reached at [fhwpresident@gmail.com](mailto:fhwpresident@gmail.com). In the meantime, enjoy some time in your shop and stay safe in all you do!

David Delker

## AAW Bulletin, September 2022

### *A Round Up of News and Information from the American Association of Woodturners*



**WIT Presents: 2022 Windgate Wood Arts Residency Fellows - Kailee Bosch, Katie Hudnall, and Janice Smith;** Saturday, October 1, 2022, 3:00PM CT. [Click here for more information and to register \(this is a FREE event\).](#)

**WIT Presents: Helga Winter;** Saturday, November 5, 2022, 3:00PM CT. [Click here for more information and to register \(this is a FREE event\).](#)

The AAW Virtual Symposium will take place October 15 & 16. Whether you are woodturning as a new hobby or plan to become a pro, the projects, techniques, and tips from this Virtual Symposium will help you build foundational woodturning skills. Learn beginner and intermediate skills through projects by some of the best woodturning instructors from around the world, right from your home. Save the date to learn from: Helen Bailey, Ernie Conover, Keith Gotschall, Rudolph Lopez, Jim Rodgers, and Malcolm Tibbetts. For more information or to register, [click here.](#)

**MPG+ Small Turning Expo (Virtual Symposium), November 5-6, 2022, 8:00 a.m. to 6:00PM CT.** Love turning small items? Want to see some other items you can turn on your small lathe? Just love turning in general? We have some of the biggest

names in the world of turning to teach you projects and techniques. Eighteen sessions are scheduled to bring you everything from pens to peppermills to rings to embellishments and much, much more. [Click here for more information or to register.](#)

The AAW WIT (Women in Turning) Committee agrees that to further its mission to increase participation of women in the field of woodturning, it will work with chapters to help grow the number of women in AAW. Currently, women comprise less than 9% of AAW membership. To encourage women to join AAW, the WIT Committee offers a limited number of WIT-sponsored half- and full-price AAW memberships to women for a one-year, full "General" AAW membership. For more information, contact Heather Marusiak at [heather.marusiak@gmail.com](mailto:heather.marusiak@gmail.com)

To become an AAW member, or to renew your AAW membership, please visit: [AAW Membership Home](#)



Heather Marusiak



# Safety Corner

## Revisited

With Peter Dorhout

In September, I wrote about protecting yourself from volatile organic compounds or VOCs. A few of you wrote me to suggest that I try a little less chemistry this month. So I will turn to my other passion: Scouting.

The motto – Be Prepared – isn't just for badges and Scouting. It's for us woodturners, too. You may recall that I had a disagreement with my table saw 18 months ago, which prompted me to start writing this column. It was my quick action and readily-available kit that kept the blood off the carpets in the house. Without turning off another segment of our club's newsletter readership with the gory details, let me focus on the "Be Prepared" part instead.

Your first aid kit for the shop is as important as any other tool or personal protective equipment. We know, despite our best efforts, that accidents will happen in the shop. What you have in your kit could mean the difference between an accident and a really bad outcome. I will also add that a first aid kit should not be what you use *instead* of going to the doctor but rather in addition to.

First, the list of contents. You can purchase a ready-made kit almost anywhere, but you may not get all you want and will likely get things you don't need for your shop. If you want a nice case, I suggest using a plastic "parts" case with adjustable dividers since not all items are the same size. A Tupperware container works well too, but you need to keep it organized. If you hurt yourself and you have adrenaline running through your system, you suddenly become "blind" to finding things that may be right in front of you – organization is the key.

The following list of items is from the Mayo Clinic web site, but you can find a similar list from the Red Cross or even First Aid Merit Badge.

- First-aid manual (read first and have handy)
- Adhesive tape (not duct tape, but that works in a pinch)
- Bandage strips and "butterfly" bandages in assorted sizes
- Super glue (you already have some of this in the shop)
- Rubber tourniquet or latex band (you should also have a 1/4" dowel to apply pressure)
- Non-stick sterile pads (2", 4" squares)
- Non-stick roller gauze (1", 2", 4" widths) or QuickClot gauze



# Safety Corner

## Revisited

With Peter Dorhout

- Large triangular bandage (may be used as a sling)
- Instant cold packs
- 1 qt zip-loc plastic bags (2)
- Scissors
- Antiseptic solution and towelettes
- Eyewash solution
- Sterile saline for irrigation, flushing
- 3% Hydrogen peroxide to disinfect (this ages over time so put the date on it and replace the bottle each year)

For one of our “Tips & Tricks” sessions, I will do a few demonstrations on how to do first aid using the First Aid Merit Badge booklet. I promise: no blood, 3<sup>rd</sup> degree burns, or compound fractures in the demonstration.

Finally, when you have your kit together, here are a few other things to remember:

- Label it
- Put emergency phone numbers, with the location of your shop, on the lid
- Put it in an easy-to-reach place in your shop
- Tell your family where it is

Keep the contents clean and up to date

Keep your tools sharp and your hands away from the sharp parts.

Peter Dorhout

From Oct 2019



# Ya Gotta Eat



**Tuesday**

**October 4th**

**Noon**

**Back room of**

**Vista**

**Show and Tell**

**Welcome**

# Flint Hills Woodturners YouTube Channel



Flint Hills Woodturners

90 subscribers

<https://www.youtube.com/channel/UC2HZn0FA9r5EwcoRbubFArQ>



FHW 2021 June Demonstration - Sharpening

Flint Hills Woodturners

1:37:20

<https://www.youtube.com/watch?v=QPBA9LwGgsA&list=PLAQEQuvfg2CgmLNkcJfBZK0n13ePKWbQE&index=9>



FHW 2021 Aug. Demonstration Christmas Ornament

Flint Hills Woodturners

1:39:54

<https://www.youtube.com/watch?v=0k8KZGiZ73s&list=PLAQEQuvfg2CgmLNkcJfBZK0n13ePKWbQE&index=10>

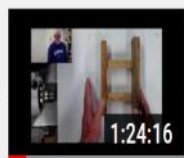


FHW 2021 Sept. Demonstration - Once turned green bowl

Flint Hills Woodturners

1:36:09

<https://www.youtube.com/watch?v=GKrDI1ebzpU&list=PLAQEQuvfg2CgmLNkcJfBZK0n13ePKWbQE&index=11>



FHW 2021 November Demonstration - Segmented turning

Flint Hills Woodturners

1:24:16

<https://www.youtube.com/watch?v=xp5JD61kyeo&list=PLAQEQuvfg2CgmLNkcJfBZK0n13ePKWbQE&index=12>



FHW December 2021 Demonstration - Photography for Woodturners

Flint Hills Woodturners

2:09:34

<https://www.youtube.com/watch?v=1ZHLkdsBmg4&list=PLAQEQuvfg2CgmLNkcJfBZK0n13ePKWbQE&index=13&t=10s>



FHW 2022 February Demonstration - Natural edge bowl.

Flint Hills Woodturners

1:33:43

<https://www.youtube.com/watch?v=MMVi5S9Qcck&list=PLAQEQuvfg2CgmLNkcJfBZK0n13ePKWbQE&index=14>

**Show and Tell**  
**August 2022**



**Dennis Biggs**



**Show and Tell**  
**August 2022**



**Gary Hobbie**



**Show and Tell**  
**August 2022**



**Heather  
Marusiak**



**Show and Tell**  
**August 2022**

**Joe Davis**



**Show and Tell**  
**August 2022**

**Justin  
Williams**



# Show and Tell

## August 2022

**Tom Shields**





**Show and Tell**  
**August 2022**



**Kenneth  
Stitt**



**Show and Tell**  
**August 2022**



**Melissa**  
**McIntyre**

**Show and Tell**  
**August 2022**



**Robert Kloppenborg**




**Show and Tell**  
**August 2022**



**Terry  
Schmidt**

# Show and Tell

## August 2022

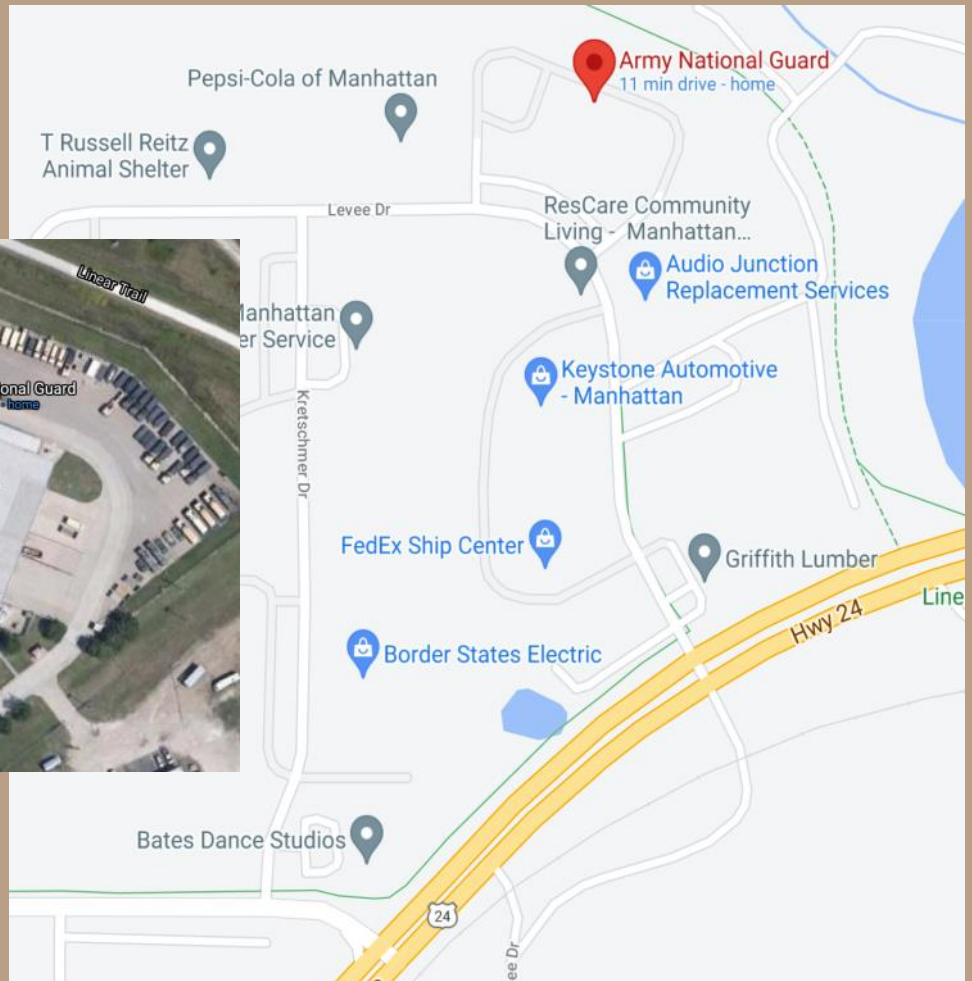


**Tom  
Boley**

# Home of the Flint Hills Woodturners club



Army National Guard Armory, 721 Levee Dr, Manhattan, KS 66502



## 2022 Board Members



### President

David Delker

[fhwpresident@gmail.com](mailto:fhwpresident@gmail.com)



### Vice President

Joe Beck



### Secretary

Barbara Drolet



### Treasurer

Ross Hirst



### Programs

Steve Bietau



### Operations

Tom Shields



### Member at large

Heather Marusiak



### Newsletter

#### Editor

Ray Case



**Flint Hills Woodturners** is a 501(c)(3) non-profit composed of individuals who are interested in learning and promoting the art of turning wood. Formed in March 2015 for hobbyists in the Flint Hills region of Northeast Kansas, the club welcomes all interested people to visit our meetings to get a sample of this inspiring hobby. You will find warm people from novice to expert willing to share with you. Flint Hills Woodturners is a chapter of the American Association of Woodturners. (AAW).

If you would like more information about our club and its activities please visit our website <https://flinthillswoodturners.org> or by email: [fhwpresident@gmail.com](mailto:fhwpresident@gmail.com)

# AAW

# AMERICAN ASSOCIATION OF WOODTURNERS

The American Association of Woodturners (AAW) is a nonprofit 501 (c)(3) organization, dedicated to advancing the art and craft of woodturning worldwide by providing opportunities for education, information, and organization to those interested in turning wood. Established in 1986, AAW currently has more than 15,000 members and a network of more than 350 local chapters globally representing professionals, amateurs, gallery owners, collectors and wood / tool suppliers.