



Flint Hills

WOODTURNERS

July 2024

In this newsletter:

- July Club Event ... 2
- AAW Bulletin ... 3
- How to Tune a Banjo ... 9
- Ya Gotta Eat ... 10
- June Meeting Minutes ... 11
- June Show & Tell ... 16
- Meeting Location Map ... 24
- Mentoring Opportunities ... 25
- Club Library List ... 26
- FHW on YouTube ... 27
- Club Information ... 28



Heather will explain how she cuts, carves, and joins modular woodturned forms. She will also demonstrate how she adds color to her work using airbrush and drybrush techniques.

July Club Event

Constructing, Carving, & Coloring with Heather Marusiak

July 6, 2024

Rock Creek High School, 9353 Flush Rd, St George, KS 66536

8:30 AM Social Time, 9:00 AM Meeting Opens

Call for ALL to Participate: WIT Wig Stand Initiative

The AAW Women in Turning is encouraging all chapters to join in a national project to turn wig stands at no expense for the recipients. The wig stands are donated to local partnering organizations that give away free wig stands to those in need. The partners may be hospitals, oncology clinics, cosmetology programs, or other organizations that support people undergoing cancer treatment. The goal is to give back to our community, especially as cancer has likely impacted each of us, our family, or our friends.



Continued to page 4

WIT Wig Stand Initiative, cont'd



Wig stand requirements:

Top: 1 1/2"–2" thick x 5" diameter disk
Base: 1 1/2"–2" thick x 6" diameter disk
Stem: 10"–13" x 1.5 x 1.5 block

- Any species of dry wood will work for this project. It may be solid or glued.
- Stand must be smooth and free of any sharp, jagged edges.
- Stand may be naturally finished or artistically embellished.
- Stand must be finished with POLYURETHANE.
- This is an ongoing project with no deadline for completion.

Please bring completed stands to our WIT Liaison, Heather Marusiak, at any of our monthly FHW meetings.

Continued to page 5

WIT Wig Stand Initiative, cont'd



Please bring completed stands to our WIT Liaison, Heather Marusiak, at any of our monthly FHW meetings.

AAW Forum Highlights



Bob Roehrig
Quilling
Mahogany
10"



Michael Anderson
I Navigate These Seas by
Starlight
Black oak, bloodwood, koa,
Bradford pear, bamboo.
7.25" x 3"



Rabea Gebler
Branch Box
Zelkova



John Shannon
Walnut Bowl
6" x 3.25"

Want to connect with other woodturners? Sign up for the AAW Forum, a member moderated online community ideal for sharing work, ideas, and obtaining feedback from other woodturning enthusiasts. You can upload photos, converse with other woodturners, and maybe even see your work as a "Turning of the Week."

[Click here to learn more](#)



AAW Bulletin

News from the American Association of Woodturners

Compiled Heather Marusiak

Women in Turning News

Join Us for the 2024 Virtual WIT eXchange

Are you in a slump and looking for connection? Are you ready? Hundreds of women across the globe have participated in past Women in Turning (WIT) eXchange collaborations, which encourage you to commit to your creative process, create connections with other women makers, and promote teamwork. The WIT eXchange includes social time, enrichment programs, and an opportunity to ask for and receive problem-solving advice in an engaging, supportive environment while you create. Oh, and it's fun too!

This year's Virtual WIT eXchange will start the first week of September and run through October 15. By the end of six weeks, you and two collaborators will have created a project inspired by two randomly assigned inspiration words. The process of creating these projects will be documented in a recorded five-minute presentation developed by your team that will be included in the Presentation of Projects event on November 2, 2024. To view all of the past Presentation of Projects event videos, visit tiny.cc/EventsArchive (URL is case-sensitive).

Registration for the 2024 Virtual WIT eXchange will open August 15, 2024. Now is your time—join us! For more information and to register, visit tiny.cc/WIT.

—Marie Anderson and Linda Ferber



[Click here to learn more](#)

[Click here to view past eXchange presentations](#)



AAW Bulletin

News from the American Association of Woodturners

Compiled Heather Marusiak

Don't Forget!

- The AAW member [Remote Demonstration Calendar](#) features online woodturning demonstrations presented by AAW members.
- The AAW WIT (Women in Turning) Committee agrees that to further its mission to increase participation of women in the field of woodturning, it will work with chapters to help grow the number of women in AAW. Currently, women comprise less than 9% of AAW membership. To encourage women to join AAW, the WIT Committee offers a limited number of WIT-sponsored half- and full-price AAW memberships to women for a one-year, full "General" AAW membership. For more information, contact Heather Marusiak at heather.marusiak@gmail.com
- To become an AAW member, or to renew your AAW membership, please visit: [AAW Membership Home](#).



How to Tune a Banjo

Submitted by an Anonymous FHW Member

After years of service, your banjo may not slide on your lathe's bed as smoothly as you would like. But such an annoyance is easily fixed.

First, scrape the rust and junk off of the lathe bed with a utility blade scraper. Be careful; not much pressure is needed, otherwise you might gouge the relatively soft steel of the bed. Unless of course you have a stainless steel bed, as do Robust Lathes. Oh, lucky you. A spray of WD-40, or similar lubricant, helps the scraper do its job. And you may also need to sand the bed using 400 grit sandpaper and WD-40 on a flat sanding block, then smooth it with a scraper.



Next, take the banjo off of the lathe and turn it over. With a piece of 400 grit sandpaper on a flat sanding block wide enough to sand both surfaces at the same time, sand the banjo's bottom. WD-40 helps here too. If you listen closely, you can actually hear the roughness of these surfaces disappear as you sand away.

Both the lathe's bed and the banjo will now be as smooth as glass, and the banjo will slide along freely. Such an improvement.

Maintenance-wise, if you regularly spray some WD-40 or similar lubricant on your lathe's bed and then wipe it off, this will help keep your banjo sliding smoothly. But when rust and other stuff build up on your bed, you'll need to take the steps described above. It'll take only a minute to keep your banjo sliding freely, and you'll be so glad you did.

*Have an idea for a newsletter article?
Send your thoughts to heather.marusiak@gmail.com*



Vista
DRIVE IN

Ya Gotta Eat!

Thursday, July 18 at 12:00 PM

in the back room of

VISTA DRIVE IN

1911 Tuttle Creek Blvd, Manhattan, KS 66502

***Show and Tell
is Welcome!***

*...Food!
...Friendship!
...Woodturning!*



June Meeting Minutes

Recorded by Barbara Drolet

June 1, 2024, 9:00 am at Rock Creek High School, Saint George, KS.

A total of 21 people, including three guests, attended in-person and three attended via zoom.

Officer Reports:

President – Tom Shields: Today’s demonstration will be by Bob Holcombe turning calabash bowls. Upcoming AAW symposia that are within driving distance include the Southwest Association of Woodturners (SWAT) symposium in Waco, TX, Aug. 23-25 and the Rocky Mountain Woodturning Symposium in Loveland, CO, Sept. 27-29.

VP – Tod Salfrank: The Club library resources are printed in the newsletter each month. Tod has been taking care of the library for 6 months. In that time, almost no one has checked items out. He posed the question to the Club as to whether the library should continue.

Treasurer – Ross Hirst – The Club treasury balance is \$3331.08 with \$94 in petty cash. Expenditures last month include \$350 for last month’s IRD and \$207.03 for the pizza the Club provided. Please see Ross if you need a FHW name tag. Comment by Tom Shields: With the balance available, the Club should consider paying for another outside demonstrator.

Programs – Tom Boley: Next month Heather will demonstrate coloring and carving. For August, “Tips, Tricks, and Unusual Tools” will be the topic. Please email Tom B. if you would like to give a short presentation on one or more of these topics. Future programs include Sept., Tom Shields, Christmas ornament, with plenty of time before the holiday for members to complete; Oct., Steve Bietau, hollowing; no program yet for Nov.; Dec. will be Rudy Lopez.

Operations – Robert Kloppenborg: The Pumpkin Patch Arts and Crafts event is Oct 12th (9 am to 5 pm) on Poyntz Ave, Downtown Manhattan. We will be looking for volunteers.



June Meeting Minutes

Recorded by Barbara Drolet

AAW Liaison/WIT/Newsletter– Heather Marusiak: Heather highly recommends the Rocky Mountain Woodturning Symposium in Loveland, CO. Please send contributions to the newsletter. Heather welcomes tips, tricks, book reviews, and article ideas.

Secretary – Barbara Drolet: No report.

Show & Tell: Presenters included: Victor Schwarz, Heather Marusiak, Dennis Waite, Terry Schmidt, Kenneth Stitt, Vaughn Graber, Tom Boley, and Tod Salfrank.

Demonstration - A demonstration was provided by Club member Bob Holcombe on turning a calabash bowl. A very informative handout detailed the rich history and tradition of these bowls which feature a round bottom, with no foot, typically turned from green wood so that it warps slightly, imitating traditional bowls made from gourds in the pacific islands. Information included specific proportions of the three different forms, types of wood used, best practices for preparing and mounting the green wood bowl blank, how to avoid making the bottom too flat, and Bob's preferred shaping tools and finishes. Bob highly recommends Richard Raffan's YouTube channel as a great resource for turning bowls.

*Tip of the day was from Bob Holcombe: Bar Keepers Friend cleaner works well to remove any black marks left by your tools when turning wet wood.

The next meeting will be July 6.
Meeting adjourned at 11:55 AM



June Meeting Minutes

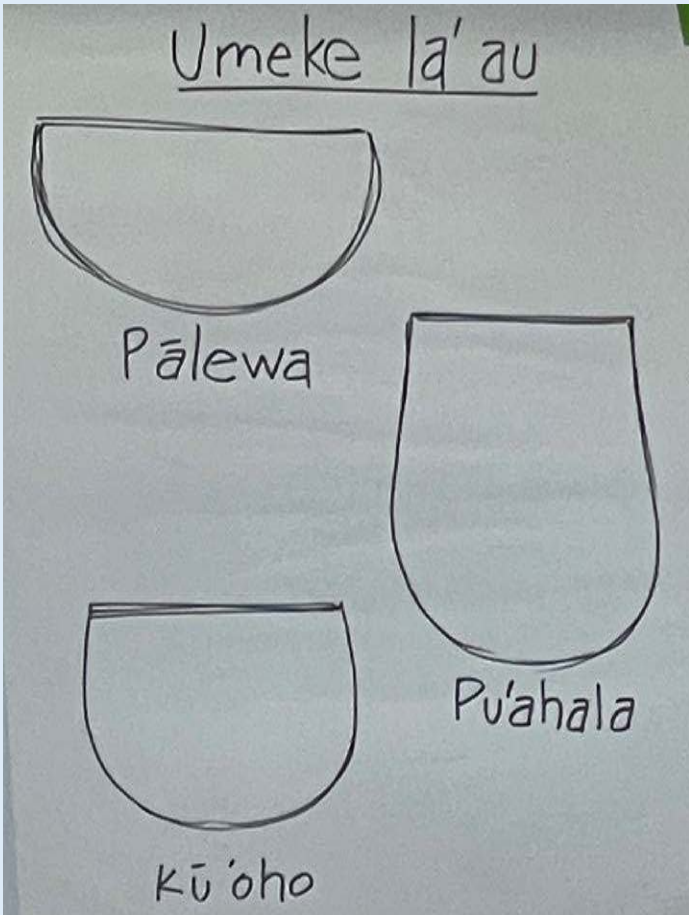




June Meeting Minutes



June Meeting Minutes





June Show & Tell





June Show & Tell



Heather Marusiak



June Show & Tell



Kenneth Stitt



June Show & Tell



Vaughn Graber



June Show & Tell



Tom Boley



June Show & Tell



Tod Salfrank



June Show & Tell



Terry Schmitt



June Show & Tell



Dennis Waite



**Rock Creek High School
Home of the Flint Hills Woodturners
9353 Flush Rd, St George, KS 66536**

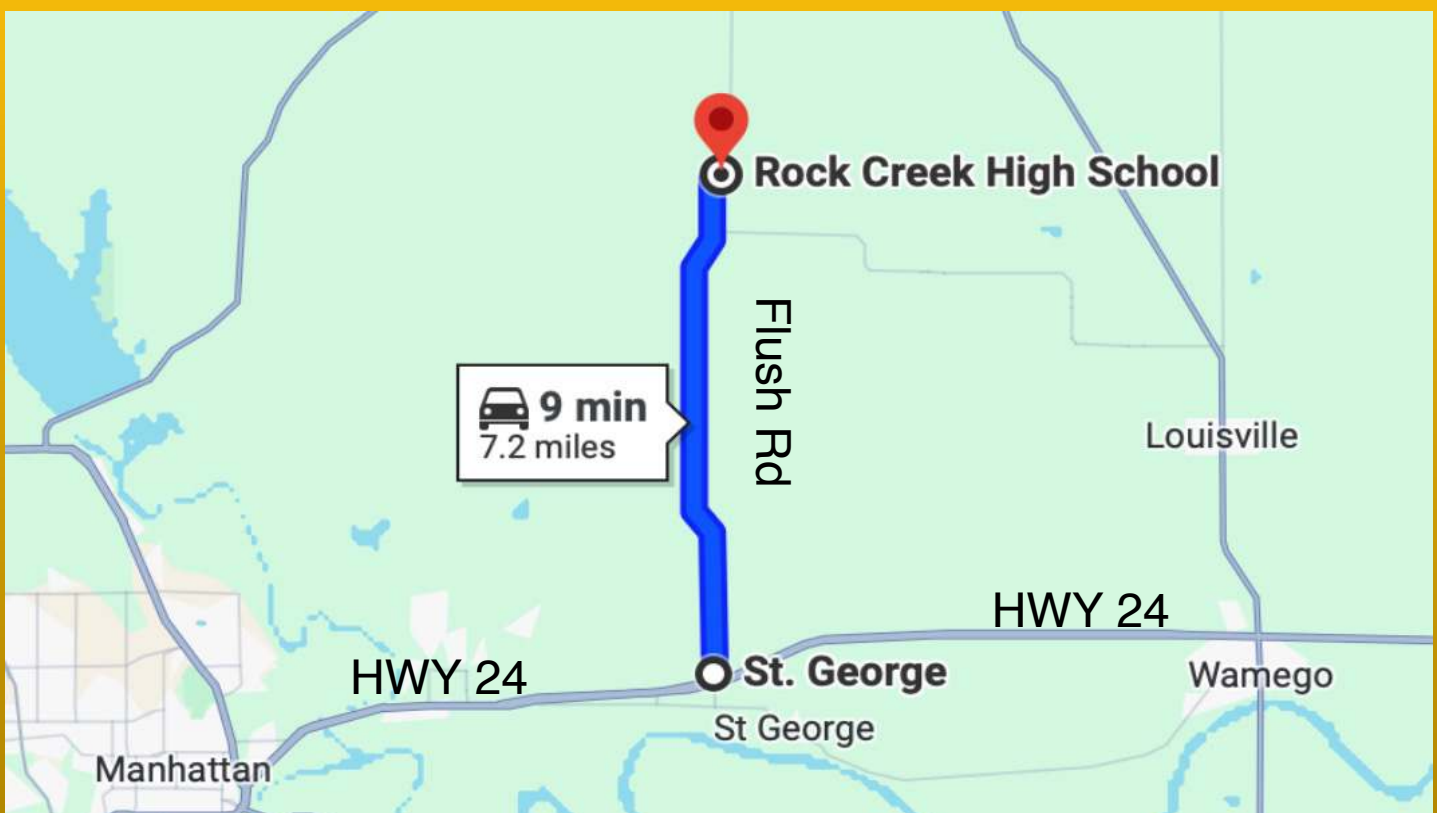
From Manhattan:

Take HWY 24 East toward Wamego to Flush Road. Flush Road is 5.7 miles from the McCall/HWY 24 intersection and is flagged with a speed limit of 60 mph. Go left (North) on Flush Rd for 7.2 miles.

From Wamego:

Take HWY 24 West toward Manhattan to Flush Road. Flush Road is 7.3 miles from the KS-99/HWY 24 intersection and is flagged with a speed limit of 60 mph. Go right (North) on Flush Rd for 7.2 miles.

Please park and enter the building through the door by the greenhouse.





Mentoring Opportunities

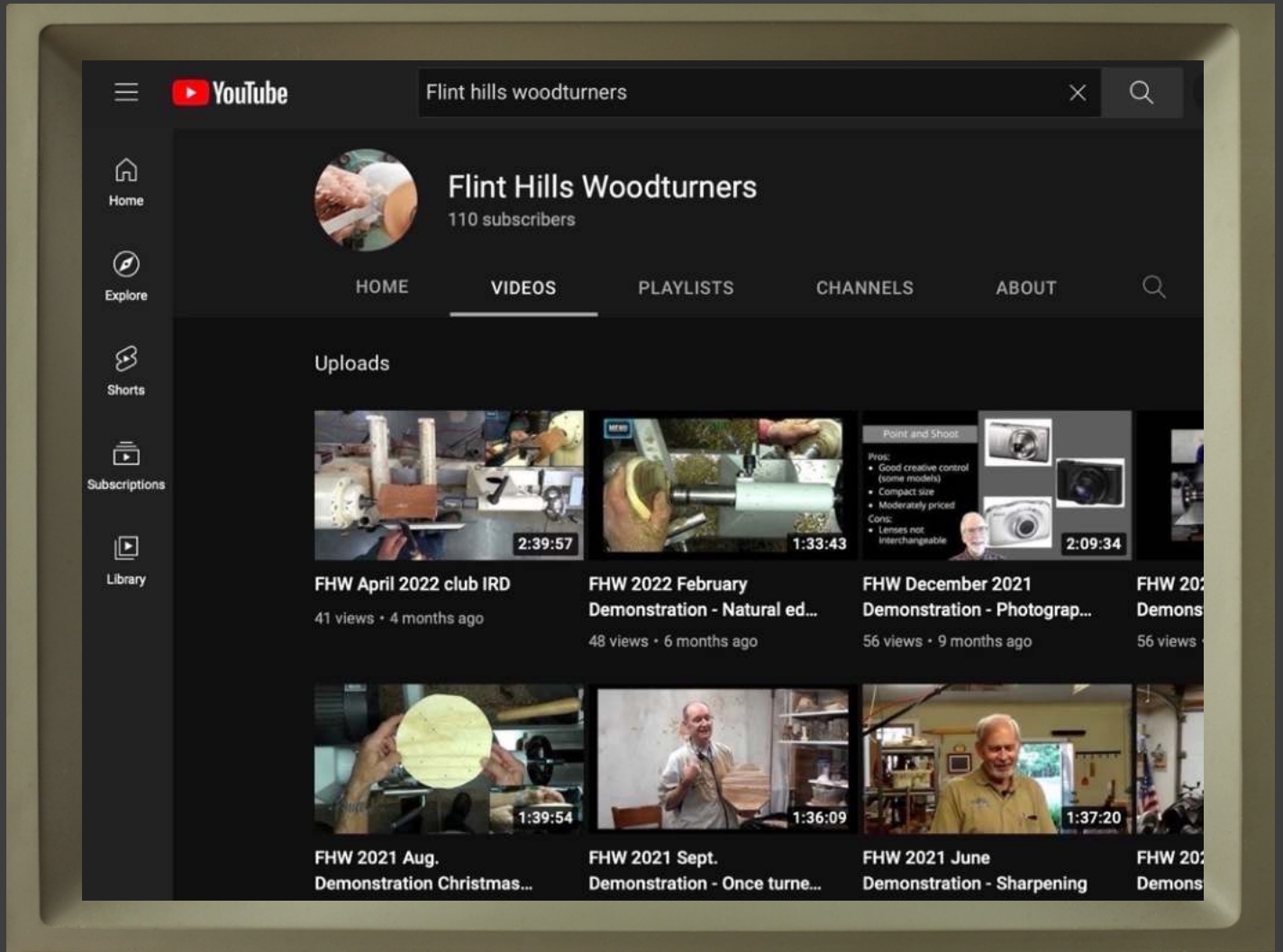
Several of our members have volunteered to be available to those looking to practice, learn new techniques, and improve their woodturning skills. These mentors will lend their time and skill help. Just give one of the mentors listed below a call or e-mail so we can determine how best to help and to set up a time to meet. The club is very interested in this new skill building effort and we are looking forward to hearing from you.

- Steve Bietau, West Manhattan, (785) 317-3179, sabietau@gmail.com
- Tom Shields, Central Manhattan, (785) 341-9969, 5tommyshields@gmail.com
- Dennis Biggs, Abilene, (785) 479-6601, dbiggsgolf@yahoo.com
- Randy Zelenka, West Manhattan, (785) 477-4587, vzalenka@cox.net
- Tom Boley, near Wamego, (785) 456-7890, tboley10@gmail.com
- Ross Hirst (penturning), Topeka, (785) 249-7936, ross.i.hirst@cox.net
- Robert Kloppenborg, Marysville, (785) 713-0658, bjklop@sbcglobal.net

Check out these resources from our club library!

These titles are available for pickup at our monthly gatherings.
Please contact Tod Salfrank (golffntc@gmail.com) for more information.

- | | | | |
|----|-----------------------------------------------------------|----|--------------------------------------------------|
| 1 | Turning Wood with Richard Raffan | 21 | Tips for Turners #3 by David Ellsworth, DVD |
| 2 | Turning Boxes with Richard Raffan | 22 | Turning Wood with Richard Raffan, DVD |
| 3 | Woodturning: A Foundation Course by Keith Rowley | 23 | Turning Boxes with Richard Raffan, DVD |
| 4 | Turning Projects by Richard Raffan | 24 | Turning Bowls with Richard Raffan, DVD |
| 5 | Turning Wood with Richard Raffan | 25 | The Art of Turned Bowls by Richard Raffan |
| 6 | Getting Started in Woodturning, from AAW | 26 | The Art of Segmented Turning by Malcolm Tibbetts |
| 7 | Understanding Wood Finishing by Bob Flexner | 27 | The Art of Segmented Turning by Malcolm Tibbetts |
| 8 | Turning Wood with Richard Raffan | 28 | Bandsaw Handbook by Mark Duginske |
| 9 | Turning for Food by Nick Cook, DVD | 29 | Create the Perfect Wood Finish by Joe L' Erario |
| 10 | Elegant Finials by Cindy Drozda, DVD | 30 | Lathe Fundamentals by Rick Peters |
| 11 | Turning It Up Vol. 1 with Jimmy Clewes, DVD | 31 | Woodturning Today from AAW |
| 12 | Turning it up Vol. 2 with Jimmy Clewes, DVD | 32 | Woodturning Tips and Techniques by Carol Rix |
| 13 | Turning it up Vol. 3 with Jimmy Clewes, DVD | 33 | Woodturning Techniques by Woodturning Magazine |
| 14 | Turn it on Vol. 1 with Jimmy Clewes, DVD | 34 | Creative Woodturning by Dale Nish |
| 15 | Turn it on Vol. 2 with Jimmy Clewes, DVD | 35 | Turned Chessmen by Mike Darlow |
| 16 | Turn it on Vol. 3 with Jimmy Clewes, DVD | 36 | A Sourcebook of Shapes by John Hunnex |
| 17 | The Art of Hosaluk in Woodturning by Michael Hosaluk, DVD | 37 | Foolproof Wood Finishing by Teri Masachi |
| 18 | Turn Around with Jimmy Clewes, DVD | 38 | The Skew by Alan Lacer, DVD |
| 19 | Back to Basics with Jimmy Clewes, DVD | 39 | Shopmade Woodturning Tools by Alan Lacer, DVD |
| 20 | Bowl Turning by John Jordan, DVD | | |



We're on  YouTube

[Click here to view demonstrations hosted by the Flint Hills Woodturners](#)





2024 Board Members



President
Tom Shields



Vice President
Tod Salfrank



Secretary
Barbara Drolet



Treasurer
Ross Hirst



Operations
Robert Kloppenborg



Program Director
Tom Boley



**AAW & WIT Liaison,
Newsletter Editor**
Heather Marusiak

Flint Hills Woodturners is a 501(c)(3) non-profit composed of individuals who are interested in learning and promoting the art of turning wood. Formed in March 2015 for hobbyists in the Flint Hills region of Northeast Kansas, the club welcomes all interested people to visit our meetings to get a sample of this inspiring hobby. You will find warm people from novice to expert willing to share with you. Flint Hills Woodturners is a chapter of the American Association of Woodturners.

If you would like more information about our club, please visit our website:
<https://flintheillswoodturners.org>



The American Association of Woodturners (AAW) is a nonprofit 501(c)(3) organization, dedicated to advancing the art and craft of woodturning worldwide by providing opportunities for education, information, and organization to those interested in turning wood. Established in 1986, AAW currently has more than 15,000 members and a network of more than 350 local chapters globally representing professionals, amateurs, gallery owners, collectors and wood/tool suppliers.