



Flint Hills

WOODTURNERS

September 2024

In this newsletter:

- September Club Event ... 2
- AAW Bulletin ... 3
- Wig Stand Initiative... 7
- Ya Gotta Eat ... 8
- August Meeting Minutes ... 9
- August Show & Tell ... 14
- Meeting Location Map ... 19
- Mentoring Opportunities ... 20
- Club Library List ... 21
- FHW on YouTube ... 22
- Club Information ... 23

How much wood
could a woodchuck chuck
if a woodchuck
could chuck wood?

I dunno...

... but on Saturday Dennis will demonstrate a chucking method that allows one to completely finish the bottom of a workpiece without having to rechuck or use Cole jaws.



September Club Event
Wood Chucking
with Dennis Biggs

Saturday, September 7, 2024
Rock Creek High School, 9353 Flush Rd, St George (Flush), KS 66536
8:30 AM Social Time, 9:00 AM Meeting Opens

AAW

AMERICAN ASSOCIATION
OF WOODTURNERS

AAW Bulletin

News from the American
Association of Woodturners

Compiled Heather Marusiak



Save the Date for the 2025 AAW International Woodturning Symposium!

The 2025 AAW International Woodturning Symposium is coming to the Twin Cities! Mark your calendars for June 12-15 so you don't miss the biggest woodturning event of the year hosted in St. Paul, Minnesota.

St. Paul is not only home to the AAW headquarters and the Gallery of Wood Art, its also filled with historic museums, galleries, great dining experiences, and tours. Bring your whole family to experience everything historic downtown St. Paul has to offer.

The symposium committees and AAW staff are already working hard on next year's symposium experience. Woodturning demonstrators are currently being evaluated and selected, and registration will open in November.

Upcoming Events



**Mid Atlantic
Woodturning
Symposium**
September 20-22, 2024
Lancaster, PA



**Rocky Mountain
Woodturning
Symposium**
September 27-29, 2024
Loveland, CO



**Virginia Woodturning
Symposium**
November 2-3, 2024
ExpoCenter, Fishersville, VA



**2025 Southwest Florida
Wood Art Exposition
and Competition**
January 10-11, 2025
Charlotte Harbor Events
Center,
Punta Gorda, FL



**AWGB International
Woodturning Seminar
2024**
October 4-6, 2024
Yarnfield Park Training &
Conference Centre,
Staffordshire



**NWW All Day Demo
featuring Keith Gotschall**
October 19, 2024
Anacortes, WA



**TAW 36th Annual
Woodturning
Symposium**
January 31 - February 1, 2025
Marriott Hotel and Convention
Center
Franklin, TN



**Fifth Oregon
Woodturning
Symposium**
March 14-16, 2025
Albany, OR

AAW Forum Highlights



Curt Fuller
Yin Yang Basket Illusion
Oak, walnut
11" x 2"



Mark Fairchild
Basket Illusion
Maple
10" x 3"



Joan Lech
Owl Plate
Poplar
9.5"



Dave Rife
**Beetle-Eaten Spalted
Maple Plate**
10"

Want to connect with other woodturners? Sign up for the AAW Forum, a member moderated online community ideal for sharing work, ideas, and obtaining feedback from other woodturning enthusiasts. You can upload photos, converse with other woodturners, and maybe even see your work as a "Turning of the Week."

[Click here to learn more](#)

Don't Forget!

- The AAW member [Remote Demonstration Calendar](#) features online woodturning demonstrations presented by AAW members.
- The AAW WIT (Women in Turning) Committee agrees that to further its mission to increase participation of women in the field of woodturning, it will work with chapters to help grow the number of women in AAW. Currently, women comprise less than 9% of AAW membership. To encourage women to join AAW, the WIT Committee offers a limited number of WIT-sponsored half- and full-price AAW memberships to women for a one-year, full "General" AAW membership. For more information, contact Heather Marusiak at heather.marusiak@gmail.com
- To become an AAW member, or to renew your AAW membership, please visit: [AAW Membership Home](#).



Open Call for ALL to Participate: WIT Wig Stand Initiative

The AAW Women in Turning is encouraging all chapters to join in a national project to turn wig stands at no expense for the recipients. The wig stands are donated to local partnering organizations that give away free wig stands to those in need. The partners may be hospitals, oncology clinics, cosmetology programs, or other organizations that support people undergoing cancer treatment. The goal is to give back to our community, especially as cancer has likely impacted each of us, our family, or our friends.



Wig stand requirements:

Top: 1 1/2"–2" thick x 5" diameter disk
Base: 1 1/2"–2" thick x 6" diameter disk
Stem: 10"–13" x 1.5 x 1.5 block

- Any species of dry wood will work for this project. It may be solid or glued.
- Stand must be smooth and free of any sharp, jagged edges.
- Stand may be naturally finished or artistically embellished.
- Stand must be finished with POLYURETHANE.
- This is an ongoing project with no deadline for completion.

Please bring completed stands to our WIT Liaison, Heather Marusiak, at any of our monthly FHW meetings.

Vista
DRIVE IN

Ya Gotta Eat!

Wednesday, Sept. 18 at 12:00 PM

in the back room of

VISTA DRIVE IN

1911 Tuttle Creek Blvd, Manhattan, KS 66502

***Show and Tell
is Welcome!***

*...Food!
...Friendship!
...Woodturning!*



August Meeting Minutes

Recorded by Barbara Drolet

FHW Meeting Minutes, Aug 3, 2024, 9:00 am at Rock Creek High School, Saint George, KS.

A total of 18 members attended in-person and three attended via zoom.

Officer Reports:

President – Tom Shields: Today’s demonstration will be Tips and Tricks and unusual tools by several members. Members were encouraged to check out the silent auction table.

VP – Tod Salfrank: The Club AV volunteers are trying to improve our signal for those members who attend meetings via zoom. Everyone’s patience is appreciated.

Treasurer – Ross Hirst – The Club treasury balance is \$3319.91 with \$38.51 in petty cash. Expenditures last month were for the donuts.

Programs – Tom Boley: Today is “Tips, Tricks, and Unusual Tools”. Next month Tom Shields will demonstrate turning a Christmas ornament. Having this demonstration in September will give members plenty of time before the holiday. This demo may include a skill enhancement evening to follow. In October, Steve Bietau will demonstrate hollowing. In November, Tom Boley will do a spindle demo. Likely there will be two evenings of skill enhancement for members to practice their spindle turning. In December we will have an interactive remote demonstration by Rudy Lopez. Topic is still to be determined.

Operations – Robert Kloppenborg: The Pumpkin Patch Arts and Crafts event is Oct 12th (9 am to 5 pm) on Poyntz Ave, Downtown Manhattan. We are looking for volunteers.

AAW Liaison/WIT/Newsletter– Heather Marusiak: Absent, no report.

Secretary – Barbara Drolet: No report.

Show & Tell: Presenters included: Vaughn Graber, Dennis Waite, Robert Kloppenborg, Tod Salfrank, and Dennis Biggs.



August Meeting Minutes

Recorded by Barbara Drolet

Demonstration – Tips, tricks and unusual tools were presented by Tom Shields, Steve Bietau, Bob Holcombe, and Tom Boley. Tom S. discussed the challenges of turning a large platter, or in this case a large lazy Susan. He enlarged his face plate and used a cone on his tailstock for a more secure chucking set up, discussed finding the center, and using a block of wood with glued-on sandpaper to sand the large surfaces perfectly flat.

Steve showed the handles he had made for hex wrenches. They are especially useful for the many pieces of equipment that have set screws. He also showed a good use of old rubber floor mats by gluing them to popsicle sticks and securing sandpaper on them with a hemostat to sand the inside of a hollow vessel.

Bob showed the pre-cut PVC pieces he uses to set the proper distance on his wolverine grinder with CBN wheels. He also showed his custom-made chucks for the wooden scoops he makes, and how you can make your own spindle sander by adhering sandpaper to a dowel and suspending it between centers on the lathe.


Tom B. discussed the versatility of Rubber Chucky products, how to mark and organize your sanding disks/paper, the use of a sizing jig to ensure you are turning the correct size tenons for your jaw chucks, how to clean your lathe bed after turning wet wood and the use of a shade or shower curtain to protect other equipment when turning wet. He also advised smoothing tool rests with a file, wearing a glove on the hand closest to the wood, starting new work with a slow speed, cleaning out your morse taper center, and signing your work. Other tips included keeping a list of what you give away, to avoid repeats, making cardboard circles to use as bowl blank templates for your band saw, using a bucket with PVC pipe for storing and transporting turning tools, keeping an extendable magnet handy for dropped metal objects, and the use of old jointer blades to make custom scrapers.

The next meeting will be Sept 7.

Meeting adjourned at 11:15 AM.



August Meeting Minutes





August Meeting Minutes





August Meeting Minutes





August Show & Tell



Tod Salfrank



August Show & Tell



Dennis Waite

August Show & Tell



Robert Kloppenborg



August Show & Tell



Dennis Biggs



August Show & Tell



Vaughn Graber



**Rock Creek High School
Home of the Flint Hills Woodturners
9353 Flush Rd, St George (Flush), KS 66536**

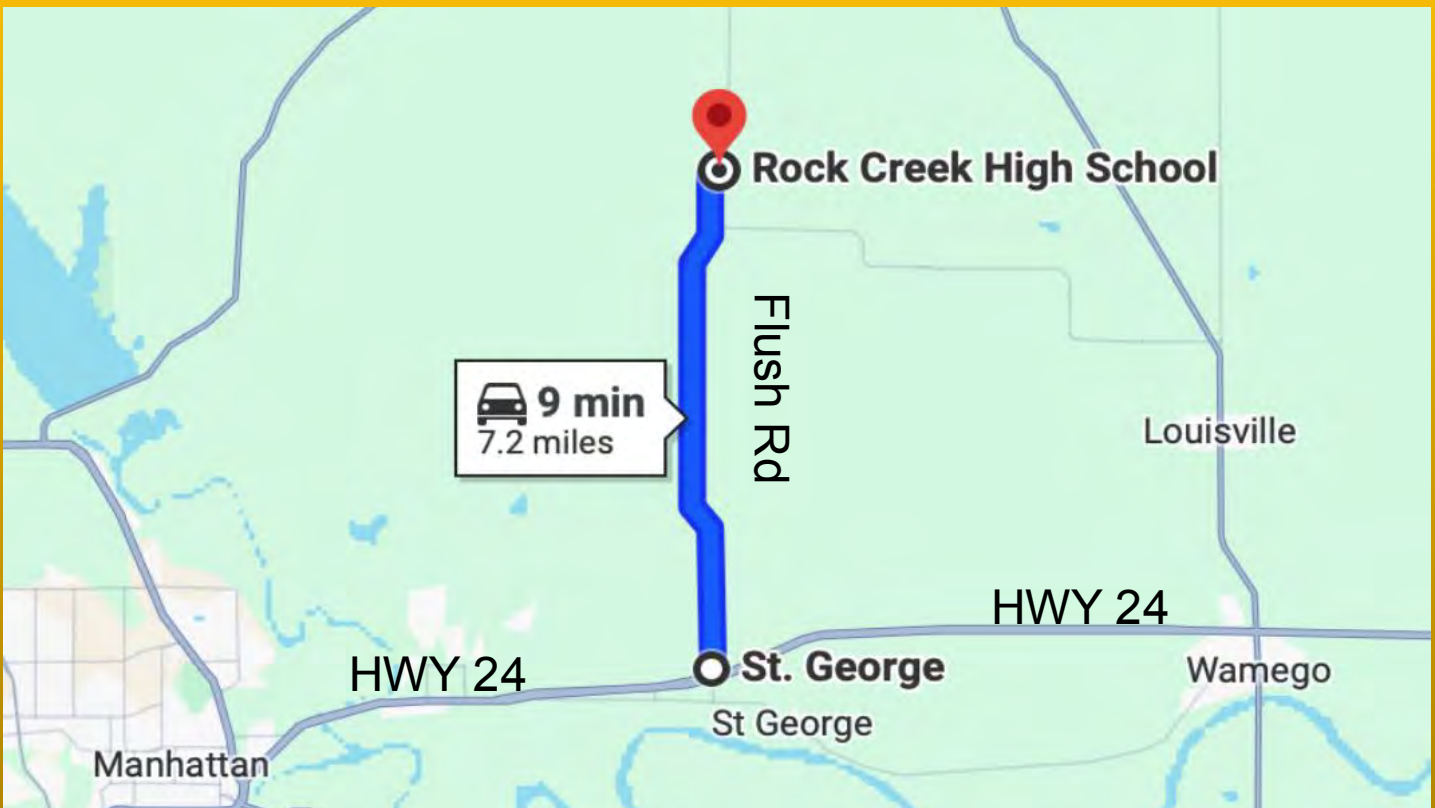

From Manhattan:

Take HWY 24 East toward Wamego to Flush Road. Flush Road is 5.7 miles from the McCall/HWY 24 intersection and is flagged with a speed limit of 60 mph. Go left (North) on Flush Rd for 7.2 miles.

From Wamego:

Take HWY 24 West toward Manhattan to Flush Road. Flush Road is 7.3 miles from the KS-99/HWY 24 intersection and is flagged with a speed limit of 60 mph. Go right (North) on Flush Rd for 7.2 miles.

Please park and enter the building through the door by the greenhouse.





Mentoring Opportunities

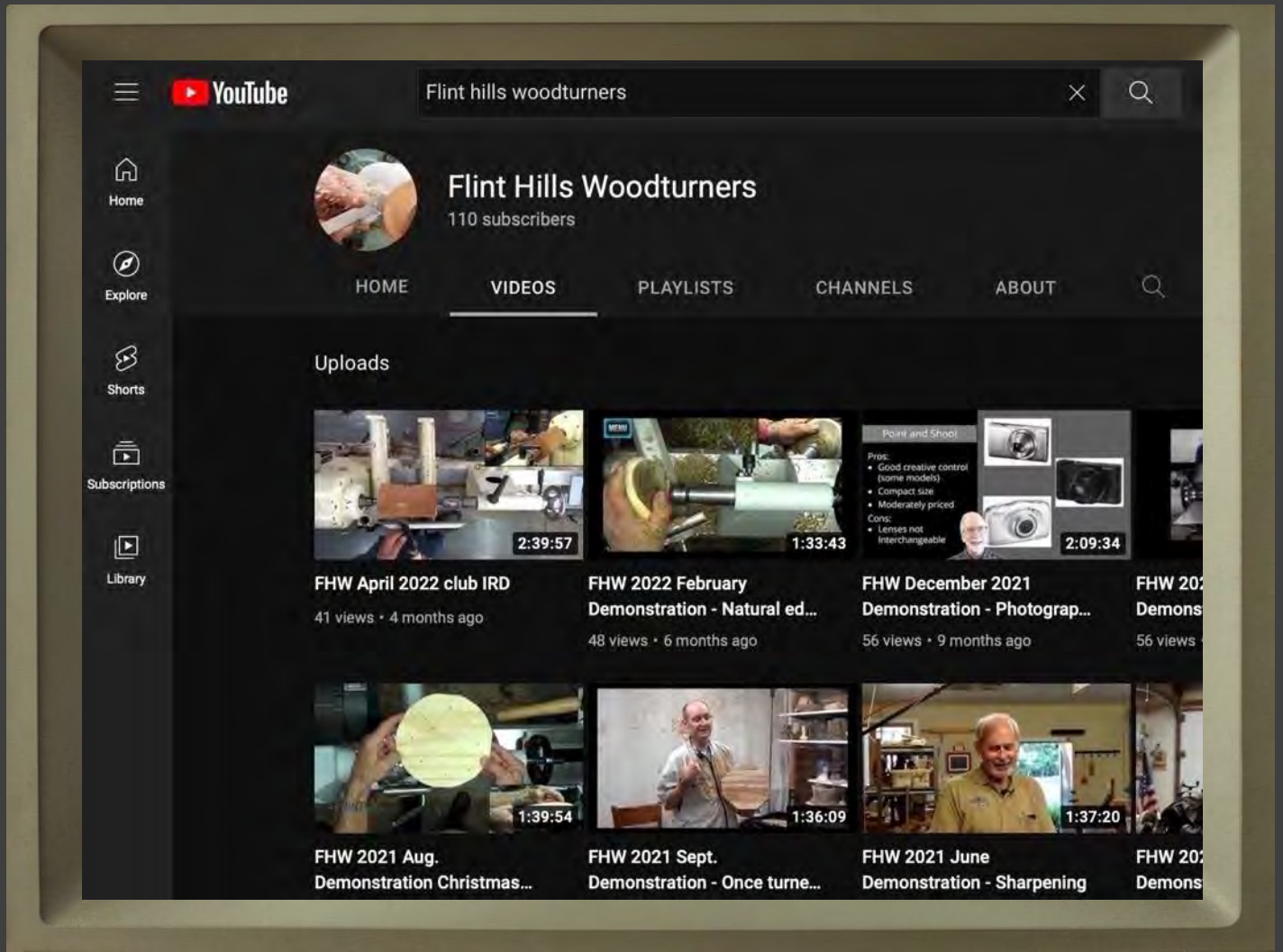
Several of our members have volunteered to be available to those looking to practice, learn new techniques, and improve their woodturning skills. These mentors will lend their time and skill help. Just give one of the mentors listed below a call or e-mail so we can determine how best to help and to set up a time to meet. The club is very interested in this new skill building effort and we are looking forward to hearing from you.

- Steve Bietau, West Manhattan, (785) 317-3179, sabietau@gmail.com
- Tom Shields, Central Manhattan, (785) 341-9969, 5tommyshields@gmail.com
- Dennis Biggs, Abilene, (785) 479-6601, dbiggsgolf@yahoo.com
- Randy Zelenka, West Manhattan, (785) 477-4587, vzalenka@cox.net
- Tom Boley, near Wamego, (785) 456-7890, tboley10@gmail.com
- Ross Hirst (penturning), Topeka, (785) 249-7936, ross.i.hirst@cox.net
- Robert Kloppenborg, Marysville, (785) 713-0658, bjklop@sbcglobal.net

Check out these resources from our club library!

These titles are available for pickup at our monthly gatherings.
Please contact Tod Salfrank (golffntc@gmail.com) for more information.

- | | | | |
|----|---|----|--|
| 1 | Turning Wood with Richard Raffan | 21 | Tips for Turners #3 by David Ellsworth, DVD |
| 2 | Turning Boxes with Richard Raffan | 22 | Turning Wood with Richard Raffan, DVD |
| 3 | Woodturning: A Foundation Course by Keith Rowley | 23 | Turning Boxes with Richard Raffan, DVD |
| 4 | Turning Projects by Richard Raffan | 24 | Turning Bowls with Richard Raffan, DVD |
| 5 | Turning Wood with Richard Raffan | 25 | The Art of Turned Bowls by Richard Raffan |
| 6 | Getting Started in Woodturning, from AAW | 26 | The Art of Segmented Turning by Malcolm Tibbetts |
| 7 | Understanding Wood Finishing by Bob Flexner | 27 | The Art of Segmented Turning by Malcolm Tibbetts |
| 8 | Turning Wood with Richard Raffan | 28 | Bandsaw Handbook by Mark Duginske |
| 9 | Turning for Food by Nick Cook, DVD | 29 | Create the Perfect Wood Finish by Joe L' Erario |
| 10 | Elegant Finials by Cindy Drozda, DVD | 30 | Lathe Fundamentals by Rick Peters |
| 11 | Turning It Up Vol. 1 with Jimmy Clewes, DVD | 31 | Woodturning Today from AAW |
| 12 | Turning it up Vol. 2 with Jimmy Clewes, DVD | 32 | Woodturning Tips and Techniques by Carol Rix |
| 13 | Turning it up Vol. 3 with Jimmy Clewes, DVD | 33 | Woodturning Techniques by Woodturning Magazine |
| 14 | Turn it on Vol. 1 with Jimmy Clewes, DVD | 34 | Creative Woodturning by Dale Nish |
| 15 | Turn it on Vol. 2 with Jimmy Clewes, DVD | 35 | Turned Chessmen by Mike Darlow |
| 16 | Turn it on Vol. 3 with Jimmy Clewes, DVD | 36 | A Sourcebook of Shapes by John Hunnex |
| 17 | The Art of Hosaluk in Woodturning by Michael Hosaluk, DVD | 37 | Foolproof Wood Finishing by Teri Masachi |
| 18 | Turn Around with Jimmy Clewes, DVD | 38 | The Skew by Alan Lacer, DVD |
| 19 | Back to Basics with Jimmy Clewes, DVD | 39 | Shopmade Woodturning Tools by Alan Lacer, DVD |
| 20 | Bowl Turning by John Jordan, DVD | | |



We're on  YouTube

[Click here to view demonstrations hosted by the Flint Hills Woodturners](#)





2024 Board Members



President
Tom Shields



Vice President
Tod Salfrank



Secretary
Barbara Drolet



Treasurer
Ross Hirst



Operations
Robert Kloppenborg



Program Director
Tom Boley



**AAW & WIT Liaison,
Newsletter Editor**
Heather Marusiak

Flint Hills Woodturners is a 501(c)(3) non-profit composed of individuals who are interested in learning and promoting the art of turning wood. Formed in March 2015 for hobbyists in the Flint Hills region of Northeast Kansas, the club welcomes all interested people to visit our meetings to get a sample of this inspiring hobby. You will find warm people from novice to expert willing to share with you. Flint Hills Woodturners is a chapter of the American Association of Woodturners.

If you would like more information about our club, please visit our website:
<https://flinthillswoodturners.org>



The American Association of Woodturners (AAW) is a nonprofit 501(c)(3) organization, dedicated to advancing the art and craft of woodturning worldwide by providing opportunities for education, information, and organization to those interested in turning wood. Established in 1986, AAW currently has more than 15,000 members and a network of more than 350 local chapters globally representing professionals, amateurs, gallery owners, collectors and wood/tool suppliers.