



Flint Hills

WOODTURNERS

March 2026

In this newsletter:

- March Club Event... 2
- AAW Bulletin ... 3
- Women in Turning... 6
- Ya Gotta Eat ... 7
- Red Cedar 8
- February Meeting Minutes ...9
- Skill Enhancement..... 11
- February Demo Photos.... 12
- February Show & Tell ... 23
- Share Your Knowledge ... 32
- List of Member Lathes.... 33
- Woodturning Media.....34
- Meeting Location Map ... 36
- Mentoring Opportunities ... 37
- FHW on YouTube ... 38
- Club Information ... 39
- Upcoming Events ..40



March Club Event

Turning Small Goblets

With Robert Kloppenborg



At our March meeting Robert Kloppenborg will demonstrate turning small goblets.

Saturday, March 7th, 2026

**Rock Creek High School, 9355 Flush Rd, St George (Flush), KS
66535**

8:30 AM Social Time, 9:00 AM Meeting Begins

For newer and seasoned woodturners

AAW offers many online resources on their website to help with your woodturning journey.



[Learn](#) [Resources](#) [Events](#) [Chapters](#) [Shop](#) [Communities](#) [Membership](#)

Woodturning Fundamentals Learning Portal

[Main](#) [Safety](#) [Workshop](#) [Tools](#) [Sharpening](#) [Wood](#) [Skills](#) [Projects](#) [Finishing](#) [WF Publication](#)

[Learning Outcomes](#) [Contact Us](#)

Welcome to the world of woodturning!

New turners — this site is for you.

The world of woodturning is large, complex, and continually growing. In order to enter that world safely and confidently, you need to learn a few basics: How to sharpen your tools, how use the different tools properly, and above all how to work safely. This site is designed to point you to helpful articles and videos by some of the world's most talented and successful woodturners.

The menu buttons will take you to important areas of woodturning. Click on any button for a rundown of resources chosen with beginning turners in mind.



You may also want to go read the Learning Outcomes curriculum. It details the knowledge, skills, and attitudes needed to become a successful turner.

Also, like the larger world of woodturning, this site is continually growing, with new articles and videos added regularly. Come back often to see what's new.



AAW Forum Highlights


**Turned & Bent
January Turning Challenge!**



<https://aaow.informz.net/z/cjUucD9taT09Njlv>

Bernie Hyrtzak
Unnamed
Turning Challenge Winner

**Check all the entries
and winner here!**



WH Seelinger

Rick Moreton

**Want to connect
with other
woodturners?**

Sign up for the AAW Forum, a member moderated online community ideal for sharing work, ideas, and obtaining feedback from other woodturning enthusiasts. You can upload photos, converse with other woodturners, and maybe even see your work as a "Turning of the Week."

[Click here to learn more](#)

Don't Forget!

- The AAW member [Remote Demonstration Calendar](#) features online woodturning demonstrations presented by AAW members.
- To become an AAW member, or to renew your AAW membership, please visit: [AAW Membership Home](#).

Upcoming Woodturning Events



2026 AAW International Woodturning Symposium
June 4-7, 2026
Raleigh Convention Center
Raleigh, NC

You can register now for our annual symposium. And you should do it now to take advantage of early signup discounts!

[Register for the Symposium](#)

AAW members save \$50 if registered before 2/28



"Seeds of Growth", 2026 WIT Collaborative Fundraiser

Submission Period: February 1 to March 15, 2026
Applicants will be notified by April 2, 2026

Seeds of Growth is the 2026 Women in Turning fundraising project. The theme represents WIT's aspirations and plans to grow the number of women participating in our shared craft of woodturning.

We are seeking beautiful, seed-inspired objects to include in a presentation box created by Dixie Biggs. Please note that there is a strict 2" x 2" x 3" size limit.

Although we will naturally want them all, due to display size restrictions only a limited number of pieces can be accepted. One piece per entry. Multiple entries not accepted. Please include a focused, well-lit image with your application. Minimum image dimension, 1,000 pixels on the longest side.

There is no fee to apply.

Seeds of Change will be displayed at the AAW Symposium in Raleigh, NC, and sold at the AAW Live Auction on June 5th. All work accepted for the collaboration will be a 100% donation with proceeds going to support the WIT program and AAW.

To see past WIT collaborative fundraisers, [click here](#).

[Click here for more information and to apply.](#)

Vista
DRIVE IN

Ya Gotta Eat!

Thursday March 19 at 12:00 PM

in the back room of

VISTA DRIVE IN

1911 Tuttle Creek Blvd, Manhattan, KS 66502

***Show and Tell
is Welcome!***

***...Food!
...Friendship!
...Woodturning!***

KU FIELD STATION SERIES

An Ode to Eastern Redcedar

Juried Exhibition - Call for Entries



The KU Field Station celebrates the Rice Woodland Trail with a juried exhibition at the Lumberyard Arts Center featuring works crafted from eastern redcedar wood.

Entry Details:

- One entry per person
- \$15 entry fee
- Intent to enter form must be submitted by **April 4**
- Must fit within a 3'L x 3'W display footprint. Smaller works are encouraged due to limited gallery space. If size is uncertain, please email photos to director@lumberyardartscenter.org for approval. Pending number of entries and available space, LAC reserves the right to limit participation.
- Name of artist, title of work, medium, price (if for sale), contact information, must be attached firmly to entry.
- Entries will be accepted **April 13-17** by appointment or during open hours (Wed-Fri, 1-5 PM). Please email the director at director@lumberyardartscenter.org to confirm drop-off time.
- Pickup by appointment following the close of the show, or by prior arrangement.

Exhibition Information:

- The gallery exhibit will run from April 25 through May 23. Visit during open hours (Wed-Fri, 1-5PM, Sat. 10AM-12PM)
- Reception will be held April 25, by invitation only. Awards will be presented.

Awards:

- Best in Show - \$200
- Best Use of Wood - \$100
- Original Design - \$100
- People's Choice - \$100

"Intent to Enter" form due by Saturday, April 4.
Find form at **LAC website** or via **Facebook event "An Ode to Eastern Redcedar"**



Kansas Biological Survey & Center for Ecological Research
Department of Visual Art



Extension
Douglas County

www.lumberyardartscenter.org





February Meeting Minutes

Recorded by Ned Gatewood

February 7, 2026

The meeting was called to order by President Barbara Drolet. A total of 43 people attended.

Officers' Reports:

President - Barbara Drolet asked members to provide the name of the lathe they use so it could be shared with other members who are in the market for a new lathe. Barbara introduced Thad Rhodes who spoke of a juried exhibition featuring works crafted from eastern red cedar at the Lumberyard Art Center in Baldwin City. Submit entries by April 4.

Newsletter Editor – Dave Davis reported some newsletter emails are still bouncing back. Members should let him know if they aren't receiving newsletter emails.

Secretary – No report.

Treasurer – Ross Hirst reported we have \$3,731 in the treasury. Last month, expenses were \$18 for a coffee timer, \$137 for a gift for Heather Marusiak, and \$102 for name tags for new members. Receipts were \$160 for memberships, \$14 for replacement tags, and a \$3 contribution. Ross will soon file for our annual insurance policy and the necessary IRS forms.

Program Director – Ken Stitt reported Tom Boley will be demonstrating today the making of an Octopod. For the March meeting, Robert Kloppenborg will demonstrate making thin stemmed goblets. In April, Tom Shields will demonstrate a subject yet to be determined. Members were asked for suggestions for upcoming demonstrations, including remote demonstrators. Ken will be contacting the Kansas City turning club to inquire about participating or sharing in some future demonstrations.

Operations – Randy Zelenka reported we will be participating in the Discovery Center's Meet the Makers, March 16-20. Volunteers will be needed.

Member-at-Large – No report.

Show and Tell – Vaughn Grabber, Dennis Waite, Tom Shields, Dennis Biggs, Robert Kloppenborg, Terry Schmidt, Victor Schwarz, and Duane Fischer shared their recent works.

Demonstration – Tom Boley demonstrated making a square, four legged, shallow bowl he calls an Octopod. He began with a 6"x6" piece of cherry wood that was 3" thick. An Octopod is turned similarly to a four corner bowl, but its top two thirds is a four corner bowl and the



February Meeting Minutes

bottom one third is an inverted four corner bowl that serves as four legs. Between the two, is a narrow "waist".

He removed a portion of the bottom on the table saw and using a miter gauge, resulting in the bottom one inch thickness being a square. This resulting square was orientated ninety degrees off axis from the top two inch thick square. Tom then mounted the piece on the lathe by making a tenon on the top, then removed wood from the base to begin creating four legs. When mounting the piece on the lathe, it's important to mount the center equidistant from the four corners in order to get an even thickness around the edges of the finished bowl. He then turned the piece around on the lathe and removed wood from the top to create a four sided bowl. As four corners began to emerge from the square base and then from the top, Tom cautioned to not be too aggressive in removing wood from the corners while the piece turns, as it's easy to chip off wood from the thinning corners. An ogee curve developed from the narrow juncture of the base and top to the corners of the top bowl. It's important to keep track of the wall thickness of the bottom and the top. It is also important when originally mounting the piece on the lathe to center it on the lathe's axis to get an even thickness around edges of the bowl and four legs. With the top bowl completed, he remounted the piece with the bowl pressed in a jam chuck and then completed the four legs and then sanded the entire Octopod.

The next meeting will be Saturday, March 7.



Skill Enhancement

Tom Boley

Skill Enhancement is something we can all use. We did it for quite a while until a couple years ago when most seemed to lose interest. Now that we have a number of members new to the craft, it is time to reactivate the program. The general format is for members to come to my shop and work for a couple hours on something while some of our more experienced members help. The way we do it is to have up to four members turning in my shop one, perhaps two, weekday evenings each month. Participants may work on any project they wish and we will help them. For new woodturners, we'll start with the basics, but all are welcome. My shop can only accommodate four turners at a time, but all members are welcome to come and hang out to see what they may be able to learn by listening, watching, and asking questions. Since there are only four turning slots available, it is hugely helpful if those who wish to come tell me they can come and what kind of project they wish to work on. I have the two club mini lathes and two larger lathes available for use so will assign lathes based on the kind of project upon which you wish to work. We also ask for a \$5 fee if you use any of the equipment. That goes to the club but is paid out as needed for supplies and replacement of broken parts like band saw blades. Our first session will be the evening of Thursday, 12 March, from 7:00 'til about 9:00 or so. My shop is located to the left and slightly behind the house at 4025 Walnut Creek Drive, Wamego. We are actually about five miles west of Wamego and two miles east of Flush Road on the south side of 24. GPS can find us but if you need directions, just ask. Park in the driveway or on the hard surface of the street, not the grass. (If your car leaks oil, please use the street.) Let me know you are coming at tboley10@gmail.com.



February Demonstration

Turning an Octopod





February Demonstration





February Demonstration





February Demonstration





February Demonstration





February Demonstration





February Demonstration






February Demonstration





February Demonstration





February Demonstration





February Demonstration





February Show & Tell

Photos courtesy of Bob Holcombe



Tom Shields



February Show & Tell



Victor Schwartz



February Show & Tell



Duane Fischer



February Show & Tell



Dennis Biggs



February Show & Tell



Terry Schmidt



February Show & Tell



Tom Shields



February Show & Tell



Robert Klopenborg



February Show & Tell



Dennis Waite



February Show & Tell



Vaughn Graber

Share your Knowledge

Share an idea or skill with us

Credit to AAW Tips & Tricks

Spring-loaded pencil conforms to irregular surface

I twice turn vases, and after hollowing and sanding, the outside is rarely perfectly round. To draw accurate radial layout lines on these irregular surfaces, I created a spring-loaded pencil holder. Drill a blind hole in a small hardwood block and insert a pen spring and short pencil. The spring allows the pencil to float over high spots while maintaining contact with low areas, ensuring consistent lines around the entire surface. Squeeze a drop of glue in the bottom of the hole to keep the spring in place.

—Lyndal Anthony, Iowa, AAW member since 2008



(Top) A spring-loaded pencil maintains contact with uneven surfaces.

(Bottom) The device sliced in half shows how the spring and pencil sit inside the small hardwood block.





FHW Member's Lathes 2026

Name	Lathe
Don Baker	Jet
Joe Beck	Delta/Rockwell VS (old)
Steve Bietau	Powermatic 3520C
Dennis Biggs	Jet 1640 and Vega bowl lathe
Tom Boley	OneWay 2436, Stubby 5750, FHW's Delta Midis
Ed Brokesh	Jet 1642 EVS
Gary Burgert	VL100 Vicmarc
Dave Davis	Laguna 1836
Barb Drolet	Jet 1642 EVS
Duane Fischer	Grizzly
FHW Club	Jet 1640 and two Delta Midis
Ned Gatewood	Jet 1642
Vaughn Graber	Jet 1642
Makaden Gordon	Grizzly Benchtop
Terry Goddard	Grizzly benchtop
Ross Hirst	Jet 1642 EVS and Delta Midi
Bob Holcombe	Record Power Regent
Robert Kloppenborg	Grizzly 1624, Nova 1624-44, Delta Midi
Brandon Lantz	Jet Mini and Shop Built (80 yo)
Melissa McIntyre	Delta Midi
Dale Nester	Grizzly
Tom O'Grady	Delta Midi, Powermatic
Cathy Rankin	Grizzly
Lowell Regehr	KSC 12" and OneWay 1624
Mike Roediger	Grizzly Midi
Bill Roepka	Craftsman 12"
Tod Salfrank	Delta 10" x 40" Midi
Terry Schmidt	Jet 1642 EVS
Tom Shields	Robust American Beauty
James Skees	Nova Comet II
Kenneth Stitt	Shopsmith
Vic Vinson	Delta Mini
Akeem Waite	WEN
Dennis Waite	Rockwell 612 HD, Jet 1221
Thurman Young	Nova Neptune
Randy Zelenka	Robust American Beauty, Master Bowlturner VB36, Delta Mini

Below are resources that the club has donated to Rock Creek's wood shop .If you have interest in checking one of these items out, they are available to members.

1	Turning Wood with Richard Raffan	21	Tips for Turners #3 by David Ellsworth, DVD
2	Turning Boxes with Richard Raffan	22	Turning Wood with Richard Raffan, DVD
3	Woodturning: A Foundation Course by Keith Rowley	23	Turning Boxes with Richard Raffan, DVD
4	Turning Projects by Richard Raffan	24	Turning Bowls with Richard Raffan, DVD
5	Turning Wood with Richard Raffan	25	The Art of Turned Bowls by Richard Raffan
6	Getting Started in Woodturning, from AAW	26	The Art of Segmented Turning by Malcolm Tibbetts
7	Understanding Wood Finishing by Bob Flexner	27	The Art of Segmented Turning by Malcolm Tibbetts
8	Turning Wood with Richard Raffan	28	Bandsaw Handbook by Mark Duginske
9	Turning for Food by Nick Cook, DVD	29	Create the Perfect Wood Finish by Joe L' Erario
10	Elegant Finials by Cindy Drozda, DVD	30	Lathe Fundamentals by Rick Peters
11	Turning It Up Vol. 1 with Jimmy Clewes, DVD	31	Woodturning Today from AAW
12	Turning it up Vol. 2 with Jimmy Clewes, DVD	32	Woodturning Tips and Techniques by Carol Rix
13	Turning it up Vol. 3 with Jimmy Clewes, DVD	33	Woodturning Techniques by Woodturning Magazine
14	Turn it on Vol. 1 with Jimmy Clewes, DVD	34	Creative Woodturning by Dale Nish
15	Turn it on Vol. 2 with Jimmy Clewes, DVD	35	Turned Chessmen by Mike Darlow
16	Turn it on Vol. 3 with Jimmy Clewes, DVD	36	A Sourcebook of Shapes by John Hunnex
17	The Art of Hosaluk in Woodturning by Michael Hosaluk, DVD	37	Foolproof Wood Finishing by Teri Masachi
18	Turn Around with Jimmy Clewes, DVD	38	The Skew by Alan Lacer, DVD
19	Back to Basics with Jimmy Clewes, DVD	39	Shopmade Woodturning Tools by Alan Lacer, DVD
20	Bowl Turning by John Jordan, DVD		



Gordons Custom Sawmill
4410 102nd Rd
Delia, KS 66418

Chris Gordon, owner

785.554.2918

Gordonsmill.com



“So far, he’s made two things – sawdust and noise.”



**Rock Creek High School
Home of the Flint Hills Woodturners
9355 Flush Rd, St George (Flush), KS 66535**

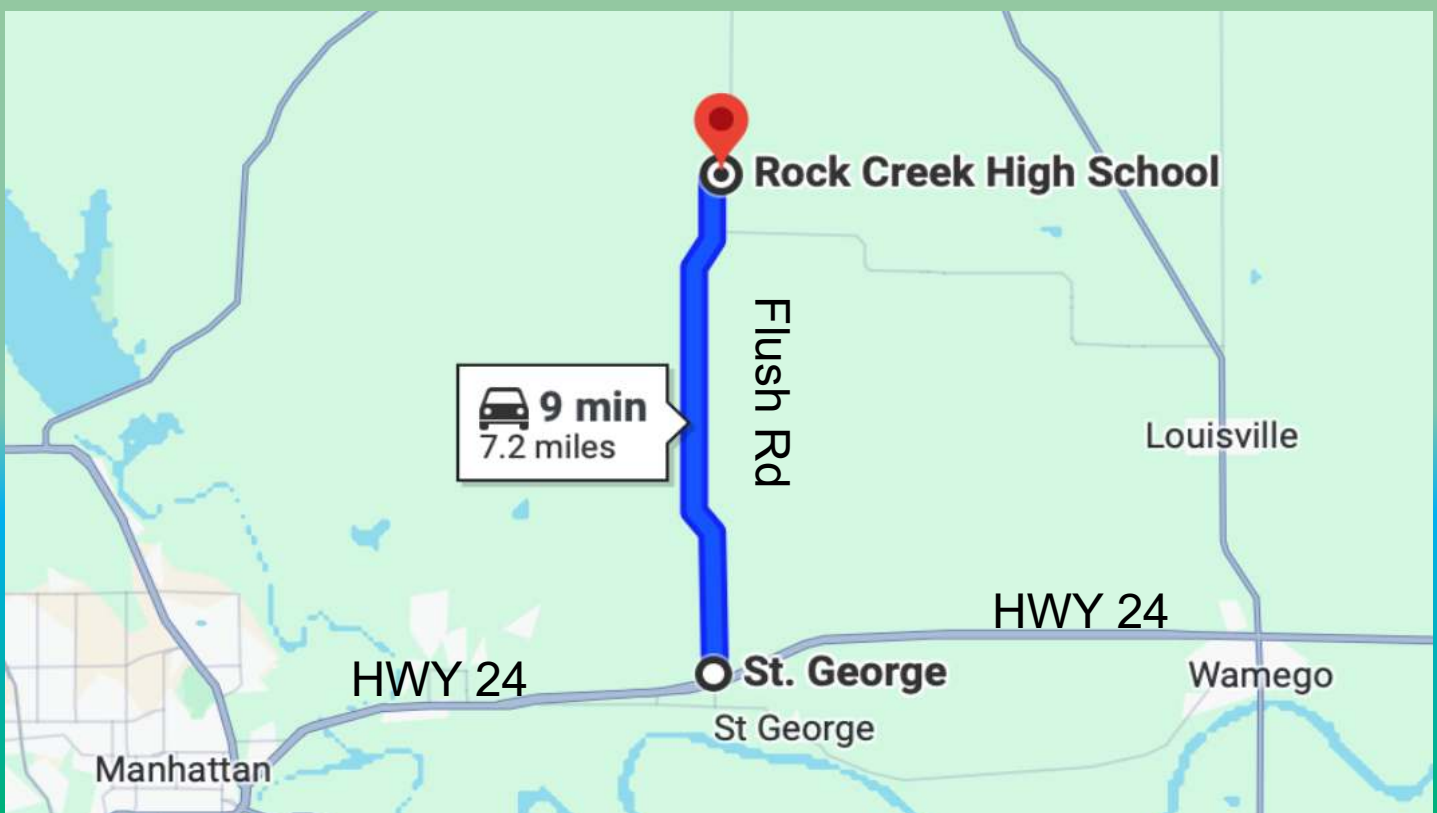
From Manhattan:

Take HWY 24 East toward Wamego to Flush Road. Flush Road is 5.7 miles from the McCall/HWY 24 intersection and is flagged with a speed limit of 60 mph. Go left (North) on Flush Rd for 7.2 miles.

From Wamego:

Take HWY 24 West toward Manhattan to Flush Road. Flush Road is 7.3 miles from the KS-99/HWY 24 intersection and is flagged with a speed limit of 60 mph. Go right (North) on Flush Rd for 7.2 miles.

Please park and enter the building through the door by the greenhouse.

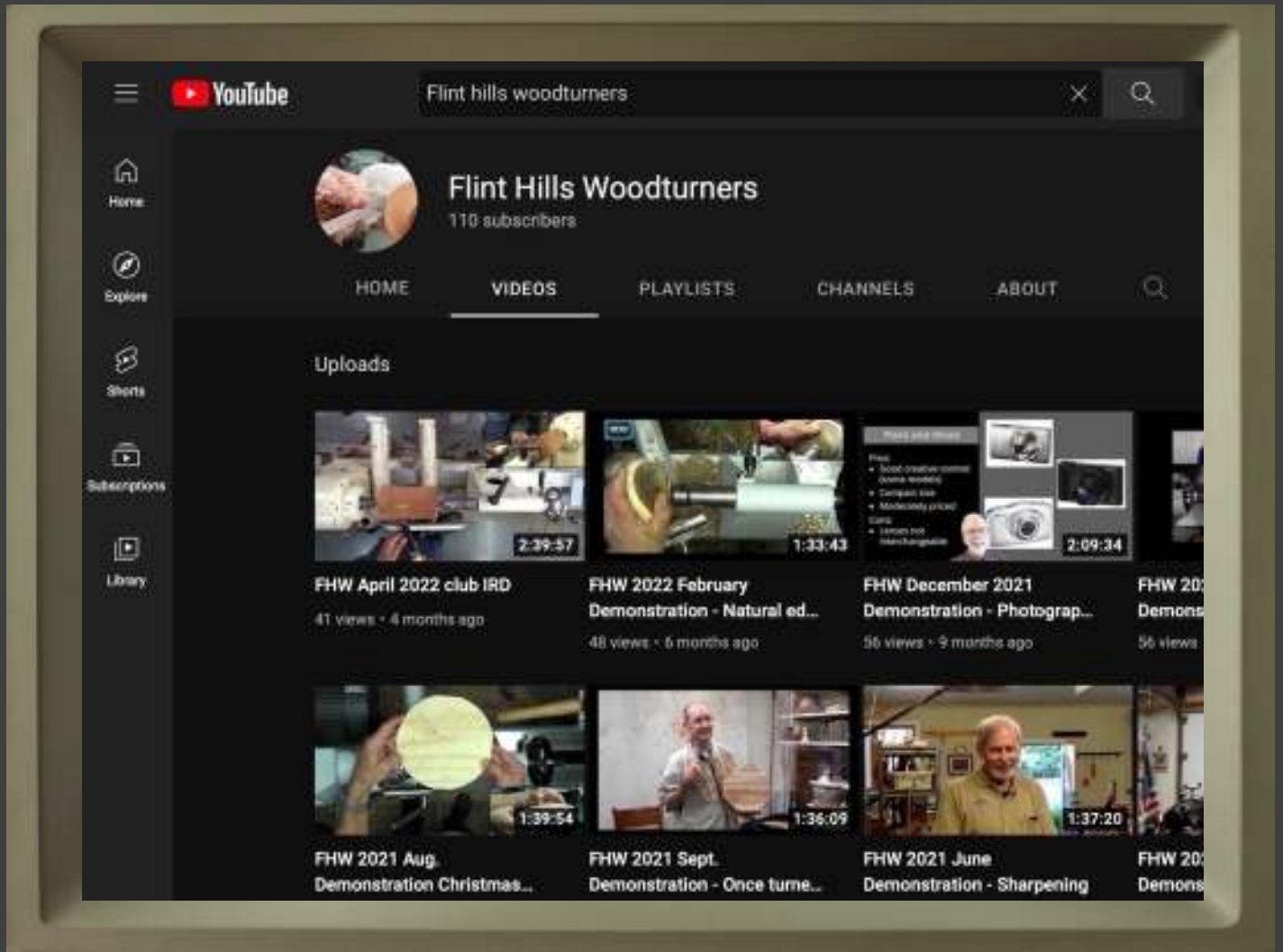




Mentoring Opportunities

Several of our members have volunteered to be available to those looking to practice, learn new techniques, and improve their woodturning skills. These mentors will lend their time and skill help. Just give one of the mentors listed below a call or e-mail so we can determine how best to help and to set up a time to meet. The club is very interested in this new skill building effort and we are looking forward to hearing from you.

- Steve Bietau, West Manhattan, (785) 317-3179, sabietau@gmail.com
- Tom Shields, Central Manhattan, (785) 341-9969, 5tommyshields@gmail.com
- Dennis Biggs, Abilene, (785) 479-6601, dbiggsgolf@yahoo.com
- Randy Zelenka, West Manhattan, (785) 477-4587, vzalenka@cox.net
- Tom Boley, near Wamego, (785) 456-7890, tboley10@gmail.com
- Ross Hirst (penturning), Topeka, (785) 249-7936, ross.i.hirst@cox.net
- Robert Kloppenborg, Marysville, (785) 713-0658, bjklop@sbcglobal.net



We're on  YouTube

[Click here to view demonstrations hosted by the
Flint Hills Woodturners](#)





2026 Board Members



President
Barbra Drolet



Vice President
Dave Davis



Secretary
Ned Gatewood



Treasurer
Ross Hirst



Operations
Randy Zelenka



Program Director
Ken Stitt



Member at Large
Bob Holcombe

Flint Hills Woodturners is a 501(c)(3) non-profit composed of individuals who are interested in learning and promoting the art of turning wood. Formed in March 2015 for hobbyists in the Flint Hills region of Northeast Kansas, the club welcomes all interested people to visit our meetings to get a sample of this inspiring hobby. You will find warm people from novice to expert willing to share with you. Flint Hills Woodturners is a chapter of the American Association of Woodturners.

If you would like more information about our club, please visit our website:
<https://flinthillswoodturners.org>



The American Association of Woodturners (AAW) is a nonprofit 501(c)(3) organization, dedicated to advancing the art and craft of woodturning worldwide by providing opportunities for education, information, and organization to those interested in turning wood. Established in 1986, AAW currently has more than 15,000 members and a network of more than 350 local chapters globally representing professionals, amateurs, gallery owners, collectors and wood/tool suppliers.



Flint Hills Woodturners Upcoming Events

March Club Meeting Rock Creek HS..... March 7 8:30 to Noon

Skill Enhancement, Tom Boley Shop March 12 7 to 9pm

Meet the Makers, FHDC Atrium March 18 10am to 5pm

April Club Meeting, Rock Creek HS..... April 4 8:30am to Noon

Flint Hills Festival, Blue Earth Plaza..... May 2 10am to 5pm