



# Flint Hills

## WOODTURNERS

April 2026

### In this newsletter:

- April Club Event... 3
- Ya Gotta Eat ... 4
- Red Cedar .... 5
- March Meeting Minutes ...6
- Skill Enhancement..... 8
- March Demo Photos.... 9
- March Show & Tell ... 23
- Share Your Knowledge ... 31
- List of Member Lathes.... 32
- Woodturning Media.....33
- Meeting Location Map ... 36
- Mentoring Opportunities ... 37
- AAW Bulletin ... 40
- Women in Turning... 42
- FHW on YouTube ... 44
- Club Information ... 45
- Upcoming Events ..46

In this newsletter:



**Are you interested in learning about WOODTURNING?**

**Whether you are a seasoned pro or have never touched a lathe tool,  
You are welcome here.**

**Come to a meeting and check us out.**



**Scan the QR code to visit our Website:**

**[flinthillswoodturners.org](http://flinthillswoodturners.org)**

# April Club Event

## Turning an Angel

*With Tom Shields*



At our April meeting Tom Shields will demonstrate turning an inside out angel.

**Saturday, April 4<sup>th</sup>, 2026**

**Rock Creek High School, 9355 Flush Rd, St George (Flush), KS  
66535**

**8:30 AM Social Time, 9:00 AM Meeting Begins**

**Vista**  
DRIVE IN

**Ya Gotta Eat!**

**Tuesday April 14 at 12:00 PM**

**in the back room of**

**VISTA DRIVE IN**

**1911 Tuttle Creek Blvd, Manhattan, KS 66502**

***Show and Tell  
is Welcome!***

*...Food!  
...Friendship!  
...Woodturning!*

# KU FIELD STATION SERIES

## *An Ode to Eastern Redcedar*

### Juried Exhibition - Call for Entries



The KU Field Station celebrates the Rice Woodland Trail with a juried exhibition at the Lumberyard Arts Center featuring works crafted from eastern redcedar wood.

#### Entry Details:

- One entry per person
- \$15 entry fee
- Intent to enter form must be submitted by **April 4**
- Must fit within a 3'L x 3'W display footprint. Smaller works are encouraged due to limited gallery space. If size is uncertain, please email photos to [director@lumberyardartscenter.org](mailto:director@lumberyardartscenter.org) for approval. Pending number of entries and available space, LAC reserves the right to limit participation.
- Name of artist, title of work, medium, price (if for sale), contact information, must be attached firmly to entry.
- Entries will be accepted **April 13-17** by appointment or during open hours (Wed-Fri, 1-5 PM). Please email the director at [director@lumberyardartscenter.org](mailto:director@lumberyardartscenter.org) to confirm drop-off time.
- Pickup by appointment following the close of the show, or by prior arrangement.

#### Exhibition Information:

- The gallery exhibit will run from April 25 through May 23. Visit during open hours (Wed-Fri, 1-5PM, Sat. 10AM-12PM)
- Reception will be held April 25, by invitation only. Awards will be presented.

#### Awards:

- Best in Show - \$200
- Best Use of Wood - \$100
- Original Design - \$100
- People's Choice - \$100

**"Intent to Enter" form due by Saturday, April 4.**  
Find form at **LAC website** or via **Facebook event "An Ode to Eastern Redcedar"**



Kansas Biological Survey & Center for Ecological Research  
Department of Visual Art



Extension  
Douglas County

[www.lumberyardartscenter.org](http://www.lumberyardartscenter.org)





# March Meeting Minutes

*Recorded by Tom Shields*

The March meeting of the Flint Hills Woodturners was held 7 March, 2026 in the wood shop at Rock Creek High School. Thirty-one members were present. The meeting was called to order by Barbara Drolet, President.

Vice President Dave Davis was complimented on the recent newsletter. He said no one seems to be planning to attend the national meeting in June.

Treasurer Ross Hirst reported we have \$3,827.89 in checking, and \$47.45 in petty cash. One new member paid their dues today.

Program director Ken Stitt reports he has lost his list of prospective programs, so if you have committed, get in touch with him. Next month's program will be Tom Shields demonstrating a Christmas angel.

Operations chairman Randy Zelenka reminded the club that we will be demonstrating at the Discovery Center March 18th as part of their "Maker Days". We will start about 10:00, and all members are welcome to participate. We also plan to participate in the spring festival on May 2nd at the Discovery Center. And finally, a new program will be held in CiCo park on May 16. They are soliciting crafters to take part. Randy will get more information about this and report in April.

Other Business: Tom Boley announced that there would be a Skill Enhancement opportunity in his shop the evening of March 12th, 7:00pm. Interested participants would email or phone him to attend. There is a \$5 charge to participate but showing up to just learn by observing is free.

Show and tell participants included Dave Davis, Dennis Biggs, Victor Schwarz, Melissa McIntyre, Dennis Waite, and Tom Boley.

Demonstration: The program was presented by Robert Kloppenborg - turning small, stemmed goblets. He emphasized the use of green wood. A limb about two inches in diameter is perfect. It is best if the pith is centered in the wood. Length is up to the turner. Robert used wood about nine inches long. If one chooses to go much longer, a steady (made using a clothespin) is useful.



# March Meeting Minutes

Between centers, a dovetail is put on one end, and some of the wood is removed from the middle of the piece. It is then transferred to a chuck, and the cup is formed on the free end, leaving bark at the edge. The cup is hollowed, initially with a bowl gouge. A light is then shined into the interior of the cup while the outside is turned. Intensity of the transmitted light helps judge thickness.

The stem is turned using a live center in the cup for support. It is taken down about two inches at a time, using a gouge or skew. Final thickness is about 1/8th inch. When the stem is finished, the base is established, leaving bark on the outside, and a thickness (height) adequate for stability. Robert sands the green wood to 120 as he goes. Since it is turned green, it is common for cracks to develop in the base, and the stem and cup to warp some.

As an encore, Robert turned a honey dipper in about fifteen minutes.

The next meeting will be April 4th. Vice President Davis will be presiding as the President will be away.

Respectfully submitted, Tom Shields, secretary pro tem



## Skill enhancement

On March 12<sup>th</sup>, ten club members met at Tom Boley's shop to work on skills that they felt could use improving. A great time was had and great knowledge was shared. Any number of turning related skills are able to be worked on at Skill Enhancement. Several members were focused on how to sharpen their tools.

**Our next Skill Enhancement will be April 7<sup>th</sup>, 7-9pm in Tom Boley's shop.**



# March Demonstration Turning a Small Thin Stemmed Goblet





# March Demonstration





# March Demonstration






# March Demonstration





# March Demonstration





# March Demonstration





# March Demonstration





# March Demonstration





# March Demonstration





# March Demonstration





# March Demonstration





# March Demonstration





# March Demonstration





# March Demonstration



# March Show & Tell

*Photos courtesy of Bob Holcombe*



Dave Davis



# March Show & Tell



Dennis Waite



# March Show & Tell



Melissa McIntyre



# March Show & Tell



Tom Boley



# March Show & Tell



Victor Schwartz



# February Show & Tell



Duane Fischer



# March Show & Tell



Dennis Biggs



# February Show & Tell



Robert Kloppenborg



# Share your Knowledge



Share an idea or skill with us

Credit to AAW

## Sharpening Woodturning Tools

Sharp tools make woodturning fun. And sharp tools are safer than dull tools. Links on this page will guide you to resources that will help you learn how to sharpen. You should also spend time with accomplished turners who can provide hands-on help with this important skill.

Begin by downloading "Intro to Sharpening" from the February 2023 issue of American Woodturner.



### An Introduction to SHARPENING

Made by Thomas Hinton  
Dorothy Balfour



**D**ull tools make the use of a lathe frustrating. From a simple spindle, a turner can create a masterpiece. But a dull tool can ruin the wood and the turner's mood. Sharpening is the key to success. The first step is to identify the tool's purpose and the type of wood being turned. Then, choose the right sharpening system and technique. The second step is to sharpen the tool. This can be done on a lathe or a grinding wheel. The third step is to test the tool on a piece of wood. If the tool is sharp, it will cut smoothly. If it is dull, it will tear the wood and create a rough surface. Sharpening is a skill that every woodturner should master. It is the key to creating beautiful, functional pieces of wood.

#### Sharpening systems improve tool grinds



**Sharpening systems** have been a major development in the world of woodturning. They allow turners to sharpen their tools more easily and accurately. These systems often use a combination of grinding wheels and honing stones. They also often include guides to help the turner maintain the correct angle and pressure. This makes sharpening a much easier and more consistent process. The result is a sharper tool that will last longer and perform better. These systems are a great investment for any woodturner who wants to improve their skills and the quality of their work.



# FHW Member's Lathes 2026

## FHW Member's Lathes 2026

Name	Lathe
Don Baker	Jet
Joe Beck	Delta/Rockwell VS (old)
Steve Bietau	Powermatic 3520C
Dennis Biggs	Jet 1640 and Vega bowl lathe
Tom Boley	OneWay 2436, Stubby S750, FHW's Delta Midis
Ed Brokesh	Jet 1642 EVS
Gary Burgert	VL100 Vicmarc
Dave Davis	Laguna 1836
Barb Drolet	Jet 1642 EVS
Duane Fischer	Grizzly
FHW Club	Jet 1640 and two Delta Midis
Ned Gatewood	Jet 1642
Vaughn Graber	Jet 1642
Makaden Gordon	Grizzly Benchtop
Terry Goddard	Grizzly benchtop
Ross Hirst	Jet 1642 EVS and Delta Midi
Bob Holcombe	Record Power Regent
Robert Kloppenborg	Grizzly 1624, Nova 1624-44, Delta Midi
Brandon Lantz	Jet Mini and Shop Built (80 yo)
Melissa McIntyre	Delta Midi
Dale Nester	Grizzly
Tom O'Grady	Delta Midi, Powermatic
Cathy Rankin	Grizzly
Lowell Regehr	KSC 12" and OneWay 1624
Mike Roediger	Grizzly Midi
Bill Roepka	Craftsman 12"
Tod Salfrank	Delta 10" x 40" Midi
Terry Schmidt	Jet 1642 EVS
Tom Shields	Robust American Beauty
James Skees	Nova Comet II
Kenneth Stitt	Shopsmith
Vic Vinson	Delta Mini
Akeem Waite	WEN
Dennis Waite	Rockwell 612 HD, Jet 1221
Thurman Young	Nova Neptune
Randy Zelenka	Robust American Beauty, Master Bowlturner

Below are resources that the club has donated to Rock Creek's wood shop .If you have interest in checking one of these items out, they are available to members.

1	Turning Wood with Richard Raffan	21	Tips for Turners #3 by David Ellsworth, DVD
2	Turning Boxes with Richard Raffan	22	Turning Wood with Richard Raffan, DVD
3	Woodturning: A Foundation Course by Keith Rowley	23	Turning Boxes with Richard Raffan, DVD
4	Turning Projects by Richard Raffan	24	Turning Bowls with Richard Raffan, DVD
5	Turning Wood with Richard Raffan	25	The Art of Turned Bowls by Richard Raffan
6	Getting Started in Woodturning, from AAW	26	The Art of Segmented Turning by Malcolm Tibbetts
7	Understanding Wood Finishing by Bob Flexner	27	The Art of Segmented Turning by Malcolm Tibbetts
8	Turning Wood with Richard Raffan	28	Bandsaw Handbook by Mark Duginske
9	Turning for Food by Nick Cook, DVD	29	Create the Perfect Wood Finish by Joe L' Erario
10	Elegant Finials by Cindy Drozda, DVD	30	Lathe Fundamentals by Rick Peters
11	Turning It Up Vol. 1 with Jimmy Clewes, DVD	31	Woodturning Today from AAW
12	Turning it up Vol. 2 with Jimmy Clewes, DVD	32	Woodturning Tips and Techniques by Carol Rix
13	Turning it up Vol. 3 with Jimmy Clewes, DVD	33	Woodturning Techniques by Woodturning Magazine
14	Turn it on Vol. 1 with Jimmy Clewes, DVD	34	Creative Woodturning by Dale Nish
15	Turn it on Vol. 2 with Jimmy Clewes, DVD	35	Turned Chessmen by Mike Darlow
16	Turn it on Vol. 3 with Jimmy Clewes, DVD	36	A Sourcebook of Shapes by John Hunnex
17	The Art of Hosaluk in Woodturning by Michael Hosaluk, DVD	37	Foolproof Wood Finishing by Teri Masachi
18	Turn Around with Jimmy Clewes, DVD	38	The Skew by Alan Lacer, DVD
19	Back to Basics with Jimmy Clewes, DVD	39	Shopmade Woodturning Tools by Alan Lacer, DVD
20	Bowl Turning by John Jordan, DVD		



**Gordons Custom Sawmill**  
**4410 102<sup>nd</sup> Rd**  
**Delia, KS 66418**

Chris Gordon, owner

785.554.2918

Gordonsmill.com



www.gocomics.com

©2014 Jeff Stahl/Dist. by Universal UClick for UFS

Taken from the Manhattan Mercury

# Measure twice, cut once



Staff photo by Lewis Marien

Randy Zelenka, operations director of the Flint Hills Woodturners, gouges a block of wood while turning it into a bowl Wednesday during the Flint Hills Discovery Center's 11th annual Meet the Makers. The event, held in the first-floor atrium of the Flint Hills Discovery Center, was held Monday through Friday, with each day featuring different local creators presenting live demonstrations of their work.



**Rock Creek High School  
Home of the Flint Hills Woodturners  
9355 Flush Rd, St George (Flush), KS 66535**

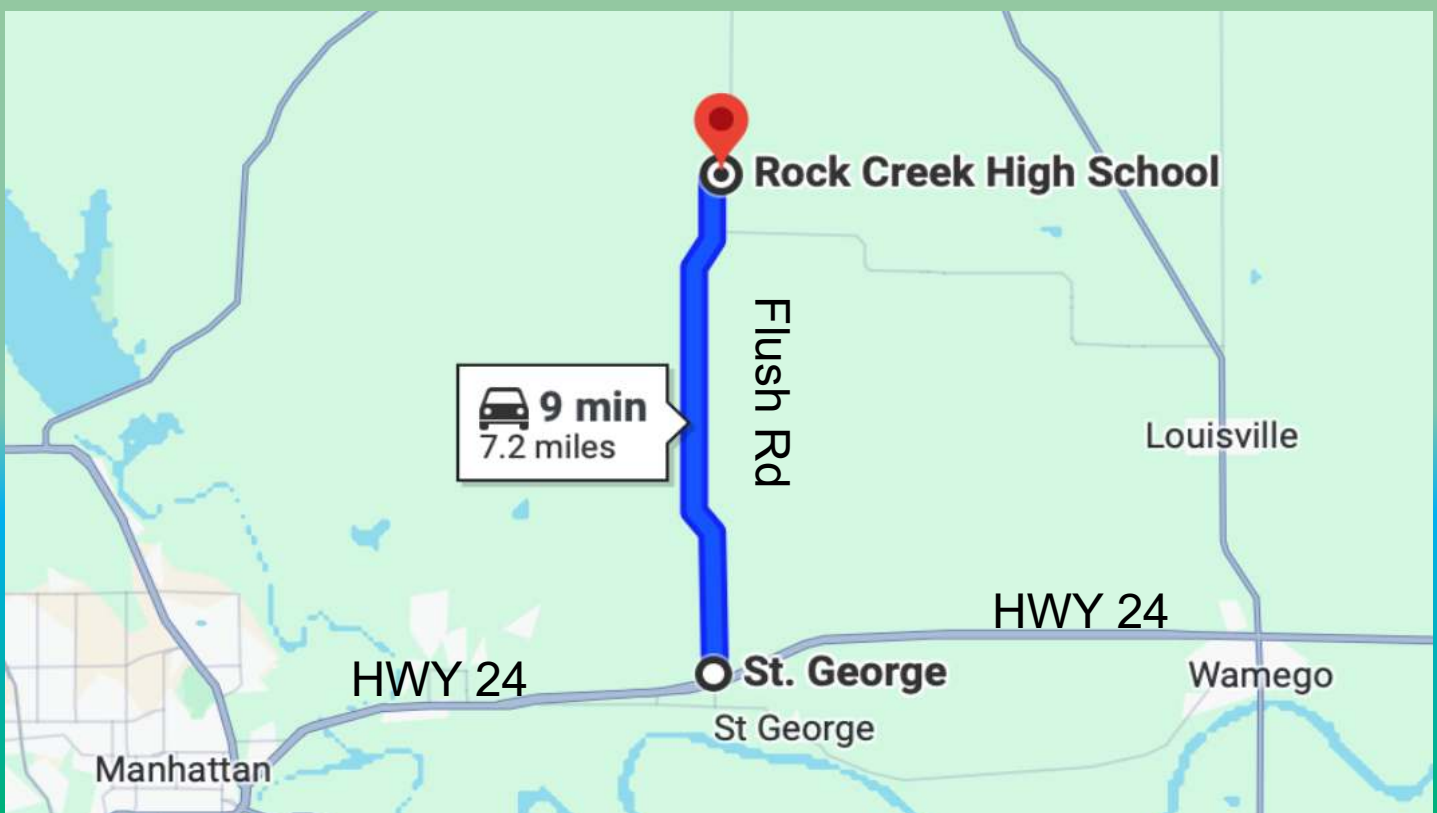
**From Manhattan:**

Take HWY 24 East toward Wamego to Flush Road. Flush Road is 5.7 miles from the McCall/HWY 24 intersection and is flagged with a speed limit of 60 mph. Go left (North) on Flush Rd for 7.2 miles.

**From Wamego:**

Take HWY 24 West toward Manhattan to Flush Road. Flush Road is 7.3 miles from the KS-99/HWY 24 intersection and is flagged with a speed limit of 60 mph. Go right (North) on Flush Rd for 7.2 miles.

Please park and enter the building through the door by the greenhouse.





## Mentoring Opportunities

Several of our members have volunteered to be available to those looking to practice, learn new techniques, and improve their woodturning skills. These mentors will lend their time and skill help. Just give one of the mentors listed below a call or e-mail so we can determine how best to help and to set up a time to meet. The club is very interested in this new skill building effort and we are looking forward to hearing from you.

- Steve Bietau, West Manhattan, (785) 317-3179, [sabietau@gmail.com](mailto:sabietau@gmail.com)
- Tom Shields, Central Manhattan, (785) 341-9969, [5tommyshields@gmail.com](mailto:5tommyshields@gmail.com)
- Dennis Biggs, Abilene, (785) 479-6601, [dbiggsgolf@yahoo.com](mailto:dbiggsgolf@yahoo.com)
- Randy Zelenka, West Manhattan, (785) 477-4587, [vzalenka@cox.net](mailto:vzalenka@cox.net)
- Tom Boley, near Wamego, (785) 456-7890, [tboley10@gmail.com](mailto:tboley10@gmail.com)
- Ross Hirst (penturning), Topeka, (785) 249-7936, [ross.i.hirst@cox.net](mailto:ross.i.hirst@cox.net)
- Robert Kloppenborg, Marysville, (785) 713-0658, [bjklop@sbcglobal.net](mailto:bjklop@sbcglobal.net)

# For newer and seasoned woodturners

**AAW offers many online resources on their website to help with your woodturning journey.**

## From the AAW website

### Definition of Woodturning

by Kay Liggett

In woodturning, you use a wood lathe with hand-held tools to cut a shape that is symmetrical around an axis. Like the potter's wheel, the wood lathe is a simple machine that lets you create a variety of forms limited only by your imagination.

When the wood grain runs parallel to the lathe bed, the turnings are called spindle turnings. These include tool handles, candlesticks, egg cups, knobs, lamps, rolling pins, cylindrical boxes, Christmas ornaments, knitting needles, needle cases, thimbles, pens, chessmen, spinning tops, legs, spindles, pegs, balusters, newel posts, baseball bats, and hollow forms such as burial urns. Bowls can also be turned spindle-wise.

Turnings made with the grain of the wood perpendicular to the lathe bed are known as face grain or sidegrain turnings. They include bowls, platters, and chair seats.

Automated industrial production has replaced many items traditionally made in turning shops. Today, small-scale turning shops and individual artisans produce limited quantities of functional spindle and faceplate turnings, as well as one-of-a-kind art pieces. In many parts of the world, lathes are small and portable, so turners can travel to the source of the wood or set up in a temporary work space. A skilled turner can produce a wide variety of objects with five or six simple tools. The tools can even be reshaped easily for the task at hand.

Today's turners find work making prototypes and molds, restoring furniture, continuing folk art traditions, and creating fine crafts for art galleries. In addition, turning appeals to people who like to work with their hands, find pleasure in problem-solving, or enjoy the tactile and visual qualities of wood.



***"If you have no failures, you are not trying". - from Richard Raffan's book, Turning Boxes***



## AAW Forum Highlights



**Want to connect with other woodturners?**

Sign up for the AAW Forum, a member moderated online community ideal for sharing work, ideas, and obtaining feedback from other woodturning enthusiasts. You can upload photos, converse with other woodturners, and maybe even see your work as a "Turning of the Week."

[Click here to learn more](#)

## Don't Forget!

- The AAW member [Remote Demonstration Calendar](#) features online woodturning demonstrations presented by AAW members.
- To become an AAW member, or to renew your AAW membership, please visit: [AAW Membership Home](#).

**Upcoming Woodturning Events**




**2026 AAW International Woodturning Symposium**  
June 4-7, 2026  
Raleigh Convention Center  
Raleigh, NC

You can register now for our annual symposium. And you should do it now to take advantage of early signup discounts!

[Register for the Symposium](#)

**AAW members save \$50 if registered before 2/28**

Women in Turning (WIT) is the newest committee of the AAW, bringing together women worldwide who share a passion for woodturning.



It is dedicated to encouraging and assisting women in their pursuit of turning, to sharing ideas and processes to further members' skills and creativity, and to increasing participation of women in the field of woodturning.

## You Can Encourage New Members

The mission of WIT is to encourage and retain woman in woodturning. Here are some suggestions of how you can help: Introduce a friend or neighbor to woodturning by bringing her to a chapter meeting, accompanying her to an open shop session, and/or teaching her in your own shop. Offer to be her mentor for a year.

If there is a new member in your chapter who is not yet a member of AAW, tell her about AAW's 60-day guest membership: <http://www.woodturner.org/page/GuestMemberLanding>

**Pay it forward.** Instead of telling a new member about the guest membership, buy her a membership. In return, she can pay it forward by bringing another new member into the AAW. This generous gift may be the beginning of a lifetime of enjoyment for many new woodturners.

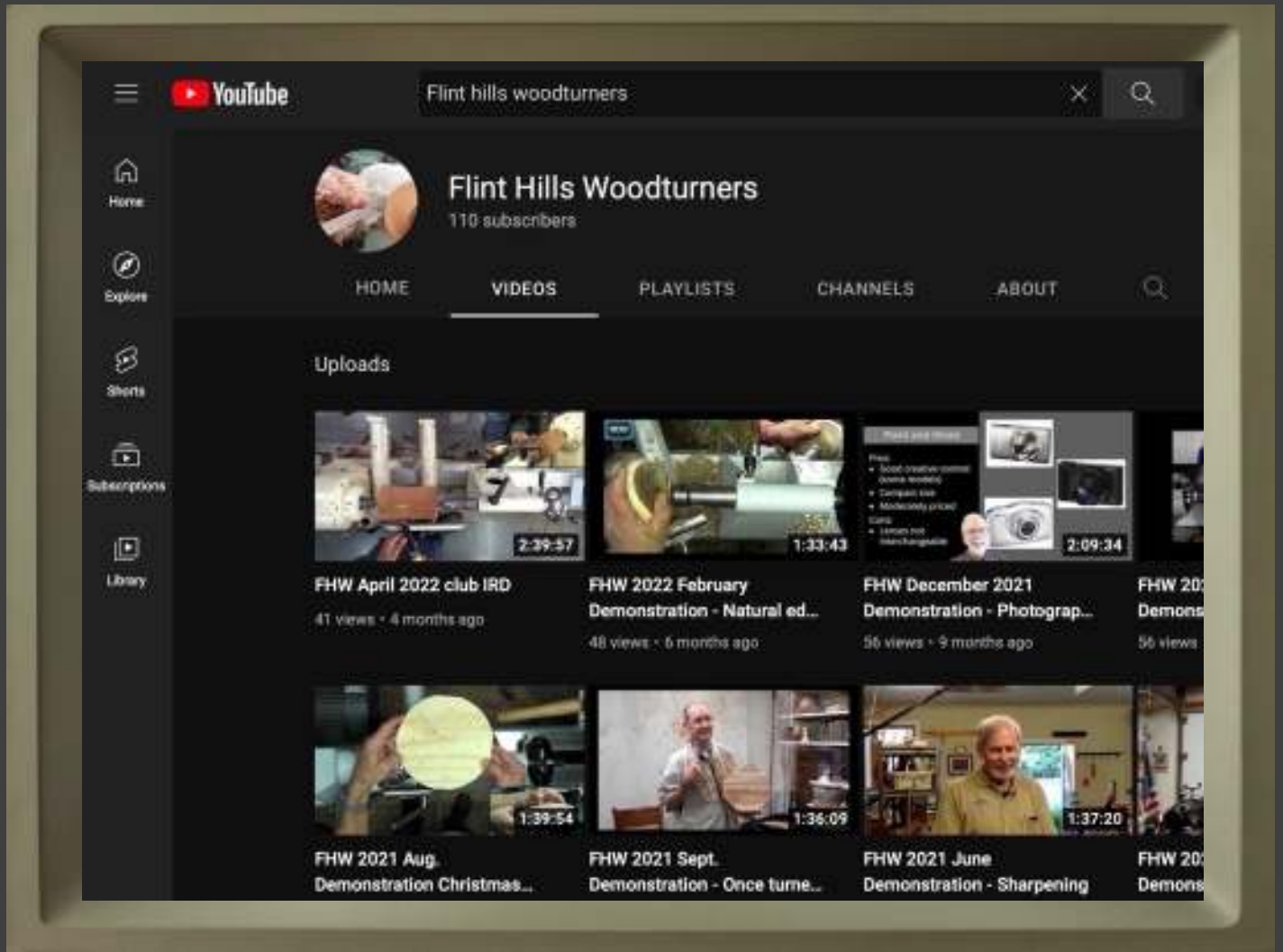
Women in Turning brings together women worldwide who share a passion for woodturning to help further their skills and increase their participation in the field.



## WOMEN IN TURNING

- ▶ Developing Technical Excellence
- ▶ Making New Friends
- ▶ Community Outreach
- ▶ Professional Development





We're on  YouTube

[Click here to view demonstrations hosted by the  
Flint Hills Woodturners](#)





## 2026 Board Members



**President**  
Barbra Drolet



**Vice President**  
Dave Davis



**Secretary**  
Ned Gatewood



**Treasurer**  
Ross Hirst



**Operations**  
Randy Zelenka



**Program Director**  
Ken Stitt



**Member at Large**  
Bob Holcombe

**Flint Hills Woodturners** is a 501(c)(3) non-profit composed of individuals who are interested in learning and promoting the art of turning wood. Formed in March 2015 for hobbyists in the Flint Hills region of Northeast Kansas, the club welcomes all interested people to visit our meetings to get a sample of this inspiring hobby. You will find warm people from novice to expert willing to share with you. Flint Hills Woodturners is a chapter of the American Association of Woodturners.

**If you would like more information about our club, please visit our website:**  
<https://flinthillswoodturners.org>



The American Association of Woodturners (AAW) is a nonprofit 501(c)(3) organization, dedicated to advancing the art and craft of woodturning worldwide by providing opportunities for education, information, and organization to those interested in turning wood. Established in 1986, AAW currently has more than 15,000 members and a network of more than 350 local chapters globally representing professionals, amateurs, gallery owners, collectors and wood/tool suppliers.



## **Flint Hills Woodturners Upcoming Events**

**April Club Meeting, Rock Creek HS..... April 4 8:30am to Noon**

**Skill Enhancement, Tom Boley's Shop.....April 7<sup>th</sup> 7 to 9pm**

**Flint Hills Woodturners monthly meeting..... May 2 8:30 to Noon**

**Flint Hills Festival, Blue Earth Plaza..... May 2 10am to 5pm**

**Flint Hills Woodturners monthly meeting..... June 6 8:30 to Noon**